

Introduction

Each part number is represented by 3 images.

Image 1 is a photograph of the listed part. It demonstrates the general appearance of the slack adjuster. It is designed so that the offset and inclination of the body can be easily discerned.



Image 1

Image 2 shows a front view line drawing.

The distance from centre of the wormgear to centre of the clevis hole is indicated in millimetres.

The angle of the control arm is taken as follows:

1. The arm is pushed as far as possible in the direction of the arrow located on the control arm.
2. With the cover plate facing you this should always be anti-clockwise.
3. The measurement of the angle is taken from the centre of the worm gear in the opposite direction to the hexagonal nut.

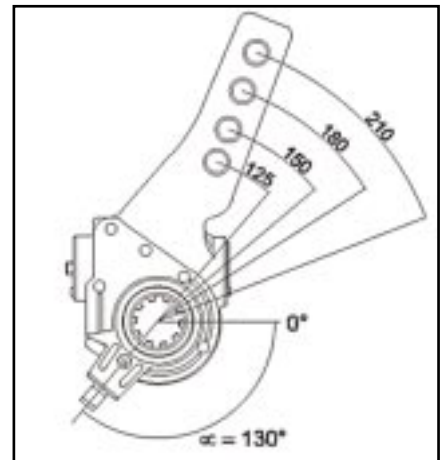


Image 2

This measurement is not necessary for the self-setting automatic slack adjusters.

Image 3 shows a side view drawing.

The overall length, shown in millimetres, does not include the control arm extension. The internal diameter of each clevis bush is shown in millimetres.

If the body casting is offset this measurement is taken as follows: Take the distance from the centre of the body casting where the hex nut extends to the centre of the casting at the last clevis hole.

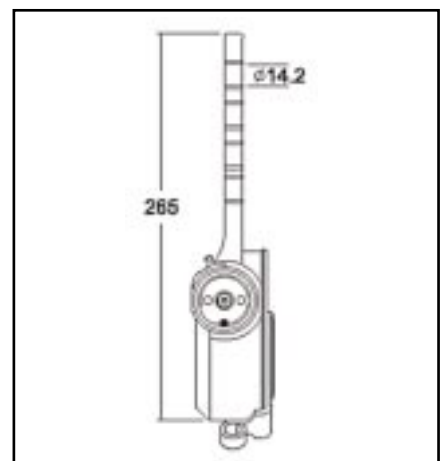
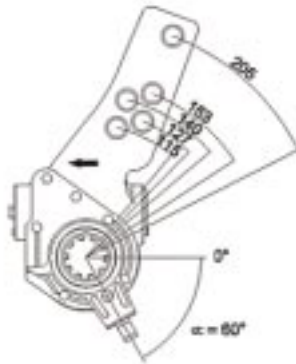


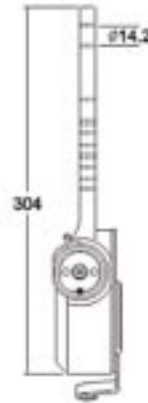
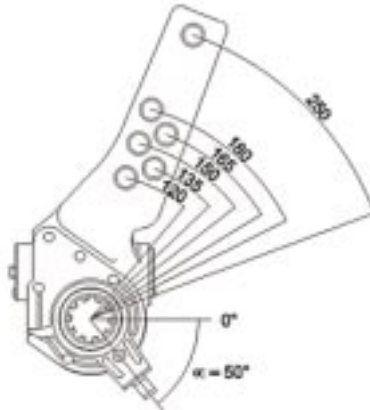
Image 3

4W1000



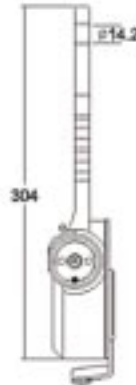
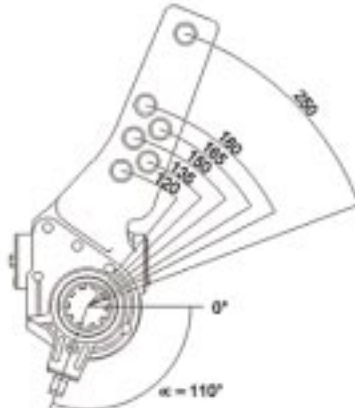
To Fit:
Meritor Axle Fast Fit
 Replaces Haldex:
72788
 Replaces OEM:
21223694
 Spline Type:
10 SAE 1-1/2" - 10c
 Control Arm:
Type 19
 Supplied with:
Bracket Kit

4W1005



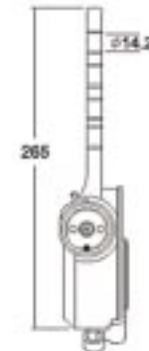
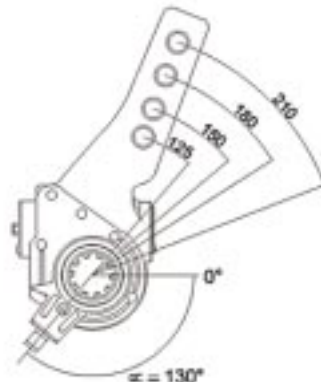
To Fit:
BPW Axle Fast Fit
 Replaces Haldex:
72875
 Replaces OEM:
0517482212
 Spline Type:
10 SAE 1-1/2" - 10c
 Control Arm:
Type 20
 Supplied with:
Bracket Kit

4W1010



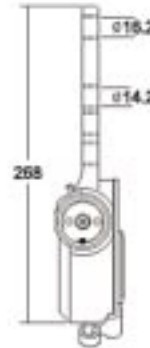
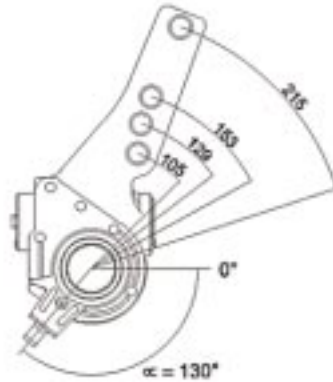
To Fit:
BPW Axle Fast Fit
 Replaces Haldex:
72876
 Replaces OEM:
0517482212
 Spline Type:
10 SAE 1-1/2" - 10c
 Control Arm:
Type 21
 Supplied with:
Bracket Kit

4W1015



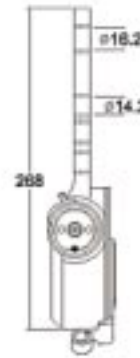
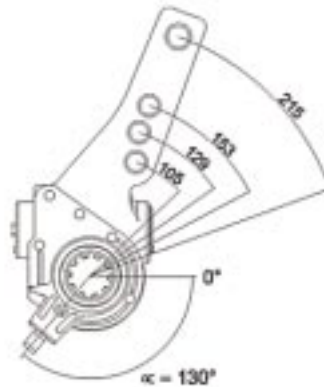
To Fit:
Trailor Axle Fast Fit
 Replaces Haldex:
79023
 Replaces OEM:
9002105
 Spline Type:
10 SAE 1-1/2" - 10c
 Control Arm:
Type 22
 Supplied with:
Bracket Kit

4W1020



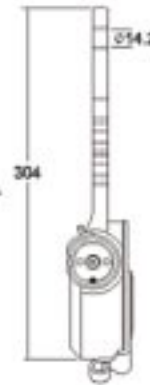
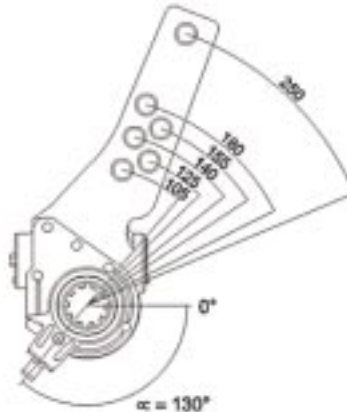
To Fit:
Fruehauf Axle Fast Fit
 Replaces Haldex:
79022
 Replaces OEM:
AJB0743001
 Spline Type:
37 ANSI-B92.1
 Control Arm:
Type 22
 Supplied with:
Bracket Kit

4W1025



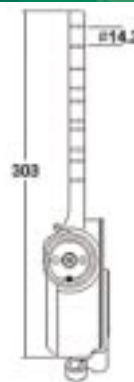
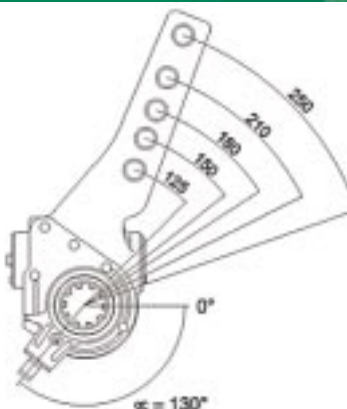
To Fit:
SMB Axle Fast Fit
 Replaces Haldex:
79004
 Replaces OEM:
MO02416
 Spline Type:
10 SAE 1-1/2" - 10c
 Control Arm:
Type 22
 Supplied with:
Bracket Kit

4W1030



To Fit:
SAF Axle Fast Fit
 Replaces Haldex:
79005
 Replaces OEM:
4175024900
 Spline Type:
10 SAE 1-1/2" - 10c
 Control Arm:
Type 22
 Supplied with:
Bracket Kit

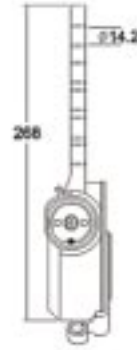
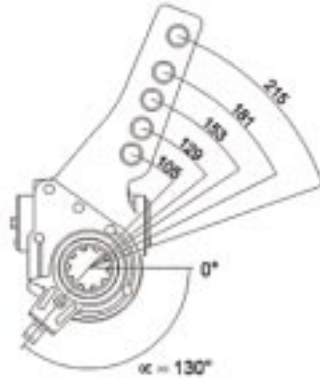
4W1035



To Fit:
SAF Axle Fast Fit
 Replaces Haldex:
72948
 Replaces OEM:
4175024000
 Spline Type:
10 SAE 1-1/2" - 10c
 Control Arm:
Type 22
 Supplied with:
Bracket Kit

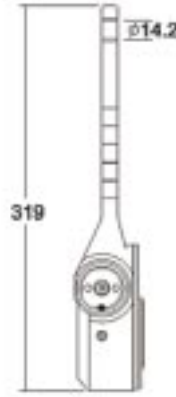
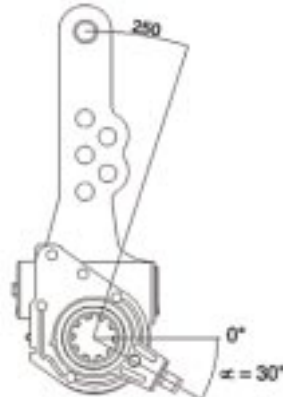
European Type ASA

4W1040



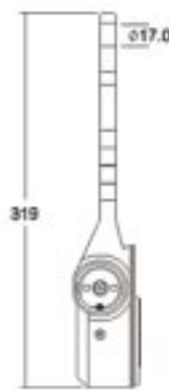
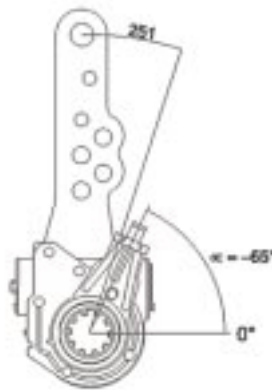
To Fit:
SAF Axle Fast Fit
 Replaces Haldex:
79035
 Replaces OEM:
4175024800
 Spline Type:
10 SAE 1-1/2" - 10c
 Control Arm:
Type 22
 Supplied with:
Bracket Kit

4W1045



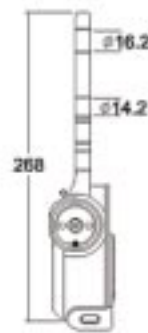
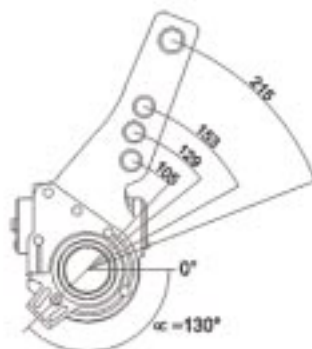
To Fit:
BPW Axle Fast Fit
 Replaces Haldex:
 -
 Replaces OEM:
0517482212
 Spline Type:
10 SAE 1-1/2" - 10c
 Control Arm:
Type 23
 Supplied with:
Bracket Kit

4W1046



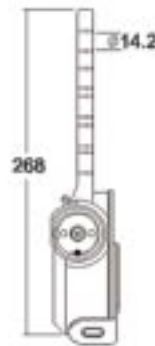
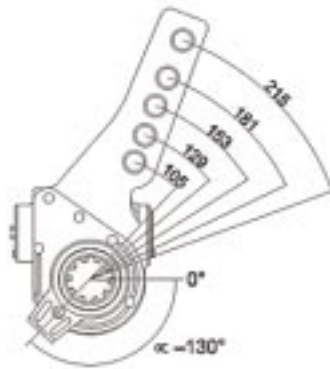
To Fit:
BPW Axle Fast Fit
 Replaces Haldex:
 -
 Replaces OEM:
0557482873
 Spline Type:
10 SAE 1-1/2" - 10c
 Control Arm:
Type 25
 Supplied with:
Bracket Kit

4W1050



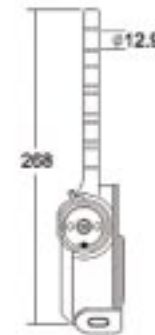
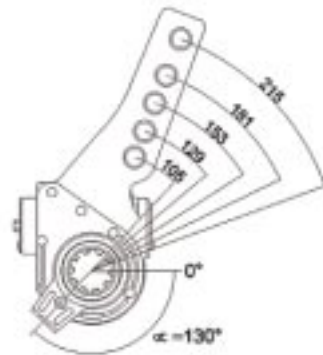
To Fit:
Fruhauf Axle
 Replaces Haldex:
72266
 Replaces OEM:
AJB0092001
 Spline Type:
37 ANSI-B92.1
 Control Arm:
Type 7
 Supplied with:
Peg Bolt

4W1055



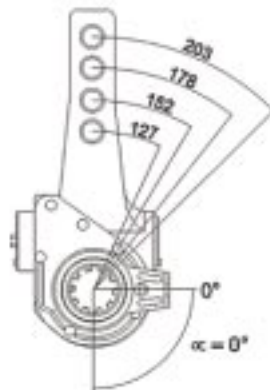
To Fit:
Meritor Axle
 Replaces Haldex:
72261
 Replaces OEM:
21217569
 Spline Type:
10 SAE 1-1/2" - 10c
 Control Arm:
Type 5
 Supplied with:
Peg Bolt

4W1060



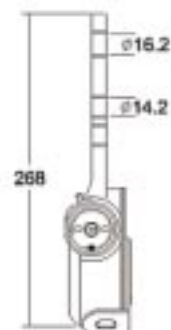
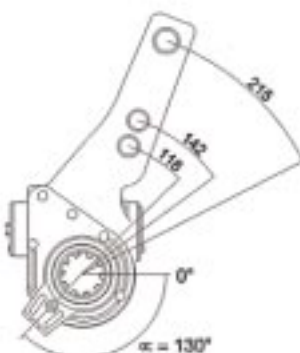
To Fit:
Meritor Axle
 Replaces Haldex:
72268
 Replaces OEM:
Y537146
 Spline Type:
10 SAE 1-1/2" - 10c
 Control Arm:
Type 5
 Supplied with:
Peg Bolt

4W1065



To Fit:
Meritor Axle
 Replaces Haldex:
72256
 Replaces OEM:
 -
 Spline Type:
10 SAE 1-1/2" - 10c
 Control Arm:
Type 5
 Supplied with:
Peg Bolt

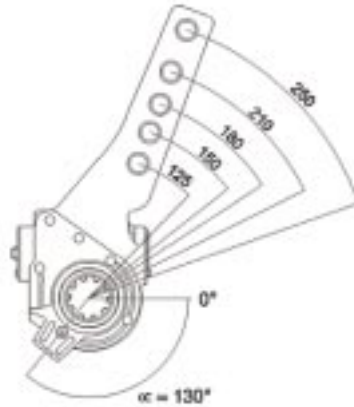
4W1070



To Fit:
Meritor Axle
 Replaces Haldex:
72359
 Replaces OEM:
21217568
 Spline Type:
10 SAE 1-1/2" - 10c
 Control Arm:
Type 5
 Supplied with:
Peg Bolt

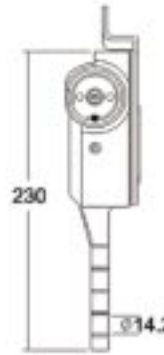
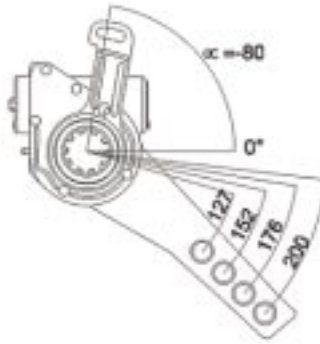
European Type ASA

4W1075



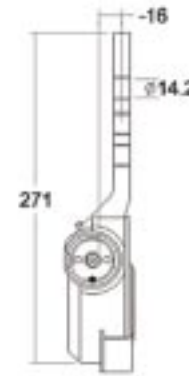
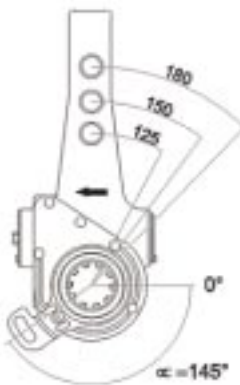
To Fit:
SAF Axle
 Replaces Haldex:
72250
 Replaces OEM:
4175008501
 Spline Type:
10 SAE 1-1/2" - 10c
 Control Arm:
Type 7
 Supplied with:
Peg Bolt

4W1080



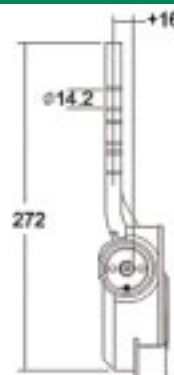
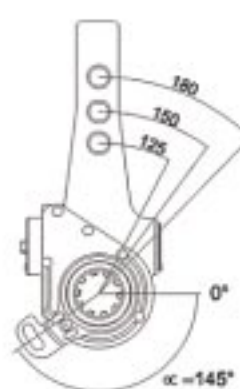
To Fit:
SAF Axle
 Replaces Haldex:
70949
 Replaces OEM:
4175014100
 Spline Type:
10 SAE 1-1/2" - 10c
 Control Arm:
Type 3
 Supplied with:
 -

4W1085



To Fit:
Meritor Steer Axle
 Replaces Haldex:
79097
 Replaces OEM:
21229280
 Spline Type:
10 SAE 1-1/2" - 10c
 Control Arm:
Type 2
 Supplied with:
 -

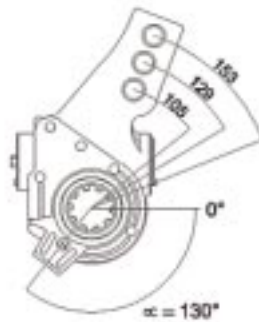
4W1090



To Fit:
Meritor Steer Axle
 Replaces Haldex:
79098
 Replaces OEM:
21229281
 Spline Type:
10 SAE 1-1/2" - 10c
 Control Arm:
Type 2
 Supplied with:
 -

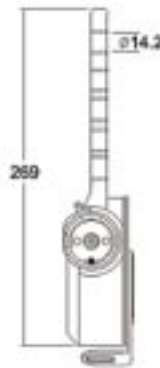
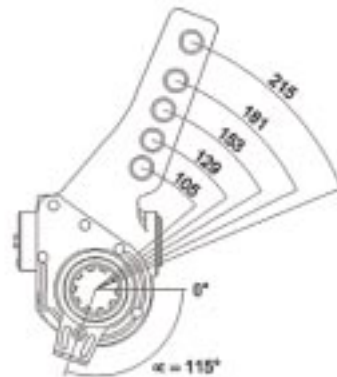


4W1095



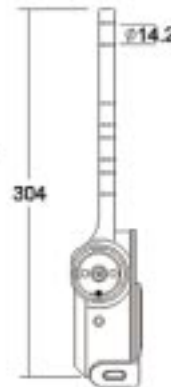
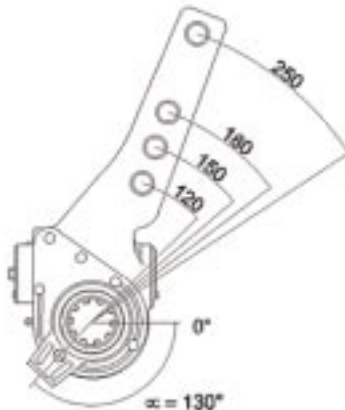
To Fit:
SAF Axle
 Replaces Haldex:
79006
 Replaces OEM:
4175024700
 Spline Type:
10 SAE 1-1/2" - 10c
 Control Arm:
Type 7
 Supplied with:
Peg Bolt

4W1100



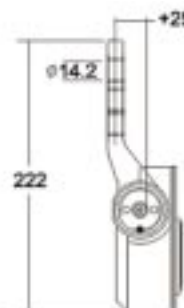
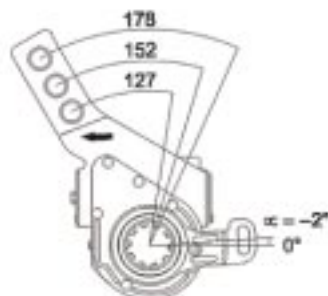
To Fit:
BPW Axle
 Replaces Haldex:
72282
 Replaces OEM:
 -
 Spline Type:
10 SAE 1-1/2" - 10c
 Control Arm:
Type 5
 Supplied with:
Peg Bolt

4W1105



To Fit:
BPW Axle
 Replaces Haldex:
72253
 Replaces OEM:
 -
 Spline Type:
10 SAE 1-1/2" - 10c
 Control Arm:
Type 5
 Supplied with:
Peg Bolt

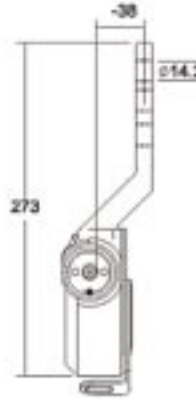
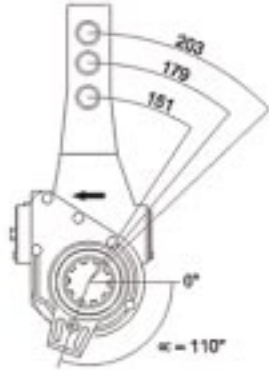
4W1110



To Fit:
SAF Steer Axle
 Replaces Haldex:
72239
 Replaces OEM:
4175014000
 Spline Type:
10 SAE 1-1/2" - 10c
 Control Arm:
Type 4
 Supplied with:
 -

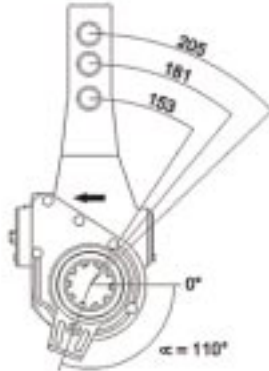
European Type ASA

4W1115



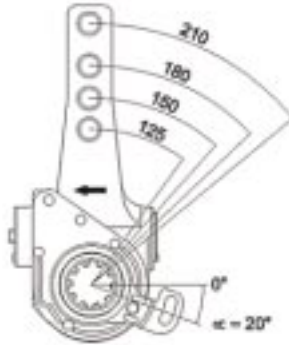
To Fit:
Meritor Steer Axle
 Replaces Haldex:
70802
 Replaces OEM:
21229252
 Spline Type:
10 SAE 1-1/2" - 10c
 Control Arm:
Type 5
 Supplied with:
Peg Bolt

4W1120



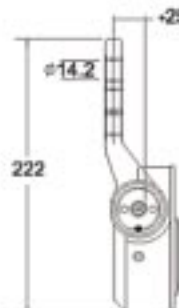
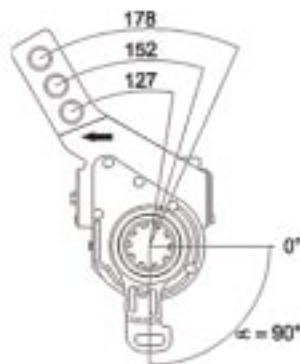
To Fit:
Meritor Steer Axle
 Replaces Haldex:
70803
 Replaces OEM:
21229253
 Spline Type:
10 SAE 1-1/2" - 10c
 Control Arm:
Type 5
 Supplied with:
Peg Bolt

4W1125



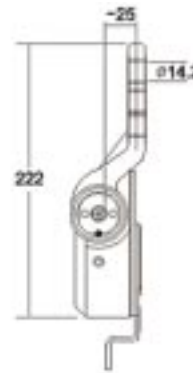
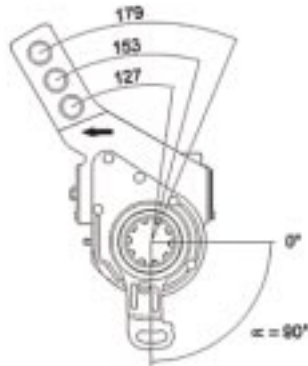
To Fit:
BPW
 Replaces Haldex:
79502
 Replaces OEM:
 -
 Spline Type:
10 SAE 1-1/2" - 10c
 Control Arm:
Type 1
 Supplied with:
 -

4W1130



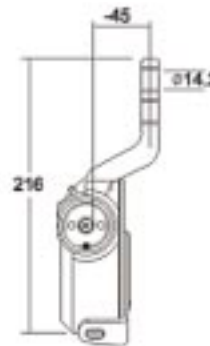
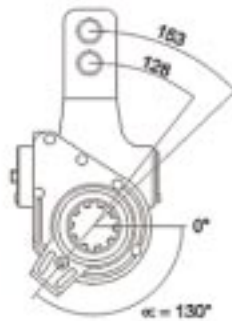
To Fit:
SAF Steer Axle
 Replaces Haldex:
72008
 Replaces OEM:
4175015000
 Spline Type:
10 SAE 1-1/2" - 10c
 Control Arm:
Type 4
 Supplied with:
 -

4W1135



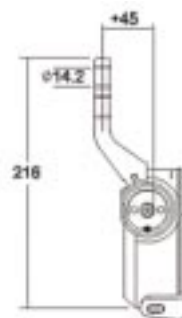
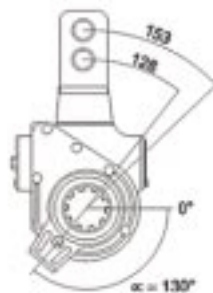
To Fit:
SAF Steer Axle
 Replaces Haldex:
72007
 Replaces OEM:
4175014900
 Spline Type:
10 SAE 1-1/2" - 10c
 Control Arm:
Type 4
 Supplied with:
 -

4W1140



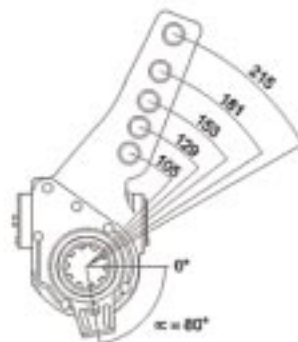
To Fit:
SAF Steer Axle
 Replaces Haldex:
79052
 Replaces OEM:
4175025200
 Spline Type:
10 SAE 1-1/2" - 10c
 Control Arm:
Type 5
 Supplied with:
Peg Bolt

4W1145



To Fit:
SAF Steer Axle
 Replaces Haldex:
79053
 Replaces OEM:
4175025100
 Spline Type:
10 SAE 1-1/2" - 10c
 Control Arm:
Type 5
 Supplied with:
Peg Bolt

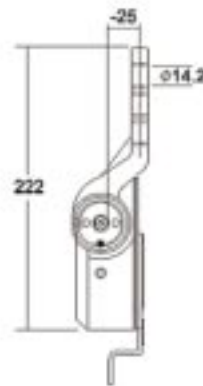
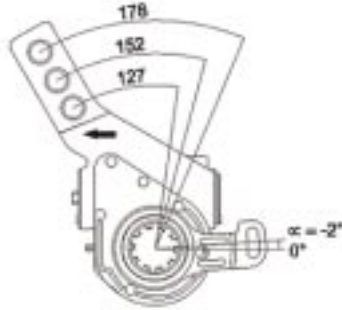
4W1150



To Fit:
York Axle
 Replaces Haldex:
72255
 Replaces OEM:
 -
 Spline Type:
10 SAE 1-1/2" - 10c
 Control Arm:
Type 5
 Supplied with:
Peg Bolt

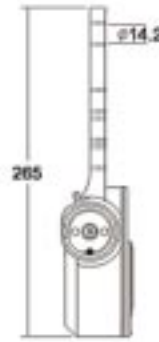
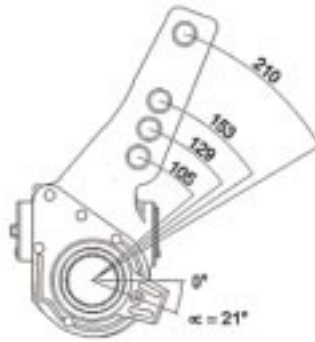
European Type ASA

4W1160



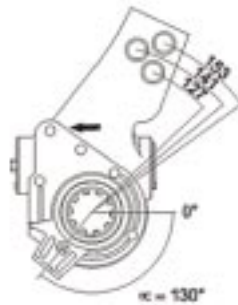
To Fit:
SAF Steer Axle
 Replaces Haldex:
72238
 Replaces OEM:
4175013900
 Spline Type:
10 SAE 1-1/2" - 10c
 Control Arm:
Type 4
 Supplied with:
 -

4W1165



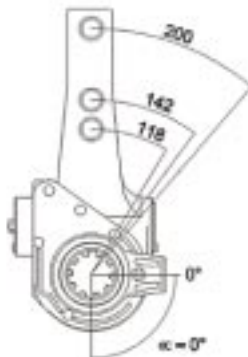
To Fit:
Fruehauf Axle
 Replaces Haldex:
72104
 Replaces OEM:
 -
 Spline Type:
37 SAE 1-1/2" - 10c
 Control Arm:
Type 5
 Supplied with:
Peg Bolt

4W1170



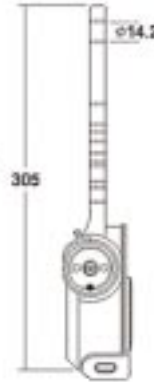
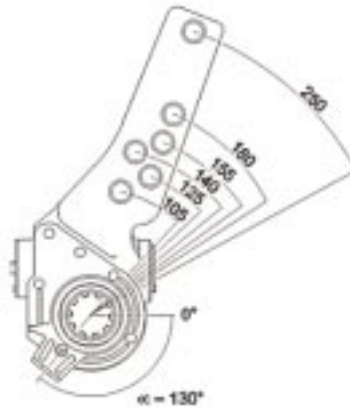
To Fit:
Meritor Axle
 Replaces Haldex:
79183
 Replaces OEM:
21229290
 Spline Type:
10 SAE 1-1/2" - 10c
 Control Arm:
Type 7
 Supplied with:
Peg Bolt

4W1175



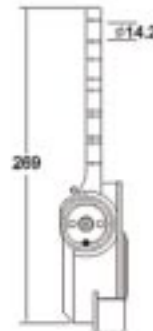
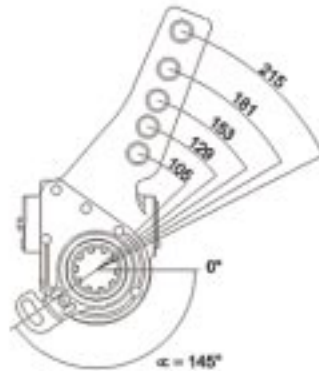
To Fit:
Fruehauf Axle
 Replaces Haldex:
72103
 Replaces OEM:
CF351148
 Spline Type:
10 SAE 1-1/2" - 10c
 Control Arm:
Type 5
 Supplied with:
Peg Bolt

4W1180



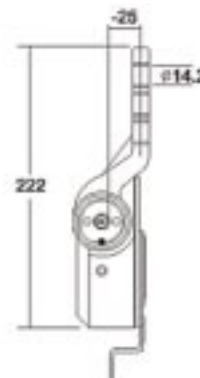
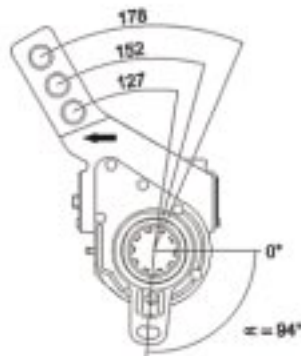
To Fit:
Meritor Axle
 Replaces Haldex:
79160
 Replaces OEM:
21229289
 Spline Type:
10 SAE 1-1/2" - 10c
 Control Arm:
Type 7
 Supplied with:
Peg Bolt

4W1185



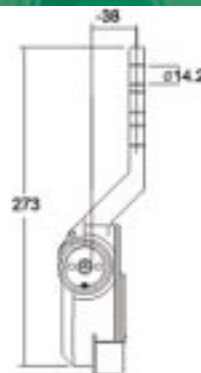
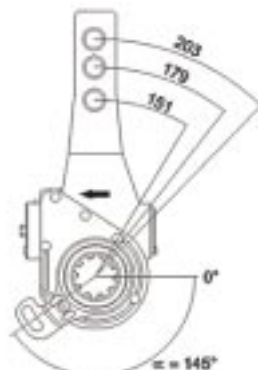
To Fit:
Meritor Axle
 Replaces Haldex:
79051
 Replaces OEM:
21229287
 Spline Type:
10 SAE 1-1/2" - 10c
 Control Arm:
Type 2
 Supplied with:
 -

4W1190



To Fit:
 -
 Replaces Haldex:
79088
 Replaces OEM:
 -
 Spline Type:
10 SAE 1-1/2" - 10c
 Control Arm:
Type 17
 Supplied with:
 -

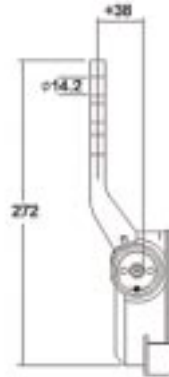
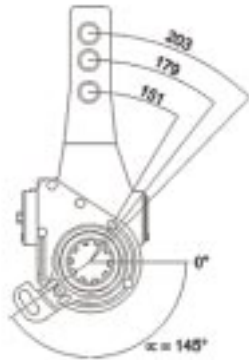
4W1205



To Fit:
Meritor Steer Axle
 Replaces Haldex:
79028
 Replaces OEM:
21229285
 Spline Type:
10 SAE 1-1/2" - 10c
 Control Arm:
Type 2
 Supplied with:
 -

European Type ASA

4W1210



To Fit:
Meritor Steer Axle

Replaces Haldex:
79029

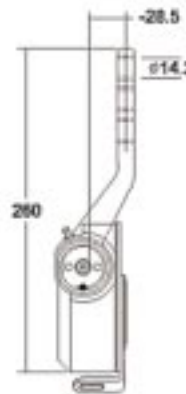
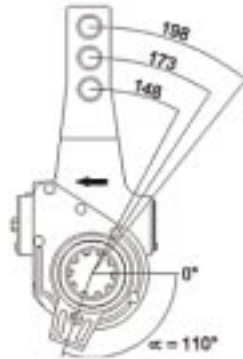
Replaces OEM:
21229286

Spline Type:
10 SAE 1-1/2" - 10c

Control Arm:
Type 2

Supplied with:
-

4W1215



To Fit:
BPW Steer Axle

Replaces Haldex:
70969

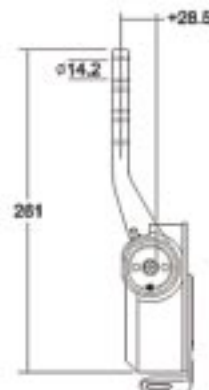
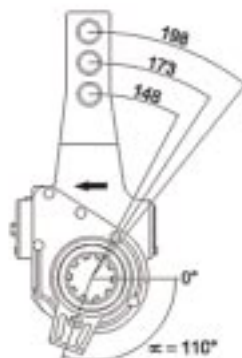
Replaces OEM:
0517454420

Spline Type:
10 SAE 1-1/2" - 10c

Control Arm:
Type 5

Supplied with:
Peg Bolt

4W1220



To Fit:
BPW Steer Axle

Replaces Haldex:
70970

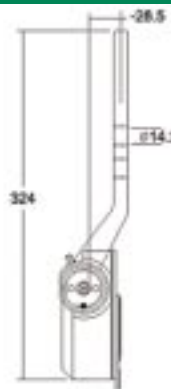
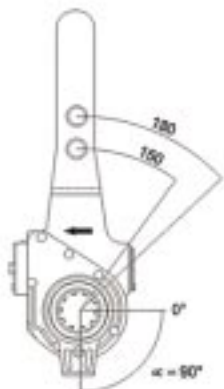
Replaces OEM:
0517454410

Spline Type:
10 SAE 1-1/2" - 10c

Control Arm:
Type 5

Supplied with:
Peg Bolt

4W1225



To Fit:
Battaglino Steer Axle

Replaces Haldex:
79030

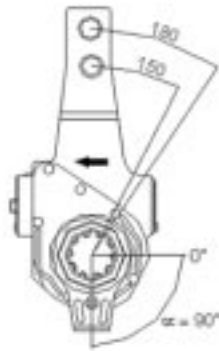
Replaces OEM:
-

Spline Type:
10 SAE 1-1/2" - 10c

Control Arm:
Type 5

Supplied with:
Bracket Kit

4W1230



To Fit:
Battaglino Steer Axle

Replaces Haldex:
79031

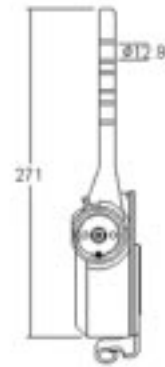
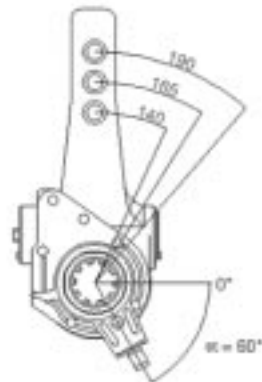
Replaces OEM:
-

Spline Type:
10 SAE 1-1/2" - 10c

Control Arm:
Type 5

Supplied with:
Bracket Kit

4W1235



To Fit:
-

Replaces Haldex:
79685

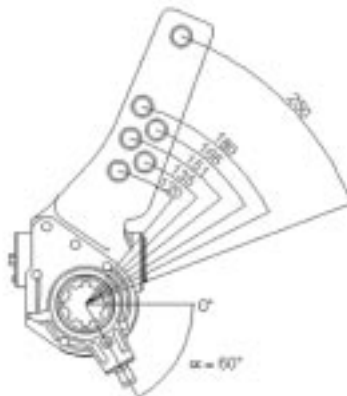
Replaces OEM:
-

Spline Type:
10 SAE 1-1/2" - 10c

Control Arm:
Type 19

Supplied with:
Bracket Kit

4W1240



To Fit:
Cardi Axle Fast Fit

Replaces Haldex:
79111

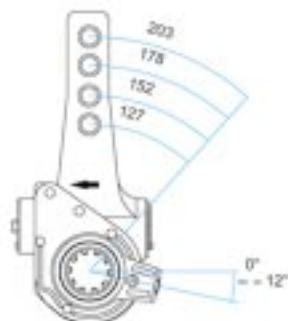
Replaces OEM:
-

Spline Type:
8 x DIN 5363

Control Arm:
Type 19

Supplied with:
Bracket Kit

4W1245



To Fit:
Meritor Steer Axle

Replaces Haldex:
79090

Replaces OEM:
21229288

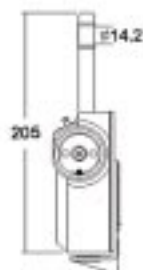
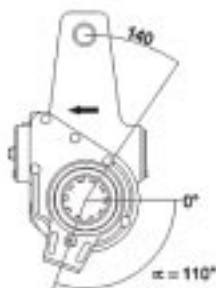
Spline Type:
10 SAE 1-1/2" - 10c

Control Arm:
Type 5

Supplied with:
Peg Bolt

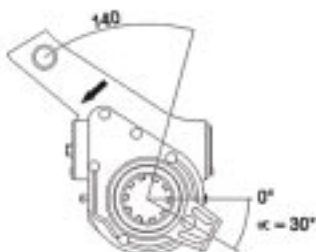
European Type ASA

4W2000



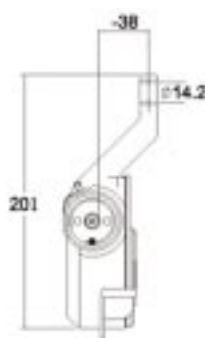
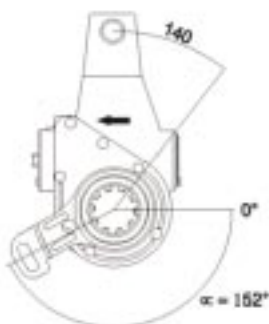
To Fit:
DAF Truck and Bus
 Replaces Haldex:
70823
 Replaces OEM:
 -
 Spline Type:
10 SAE 1-1/2" - 10c
 Control Arm:
Type 5
 Supplied with:
Peg Bolt

4W2005



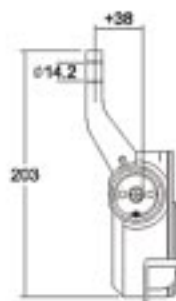
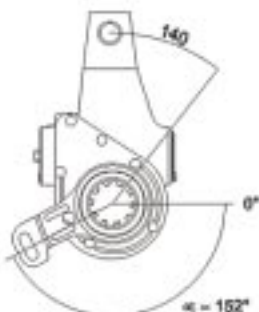
To Fit:
DAF Truck and Bus
 Replaces Haldex:
70871
 Replaces OEM:
 -
 Spline Type:
10 SAE 1-1/2" - 10c
 Control Arm:
Type 5
 Supplied with:
Peg Bolt

4W2010



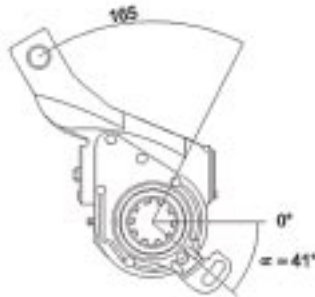
To Fit:
DAF Truck and Bus
 Replaces Haldex:
72523
 Replaces OEM:
0159556
 Spline Type:
10 SAE 1-1/2" - 10c
 Control Arm:
Type 4
 Supplied with:
 -

4W2015



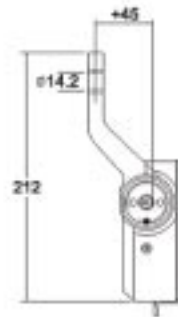
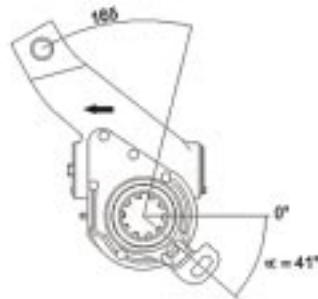
To Fit:
DAF Truck and Bus
 Replaces Haldex:
72524
 Replaces OEM:
0159557
 Spline Type:
10 SAE 1-1/2" - 10c
 Control Arm:
Type 4
 Supplied with:
 -

4W2020



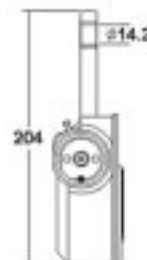
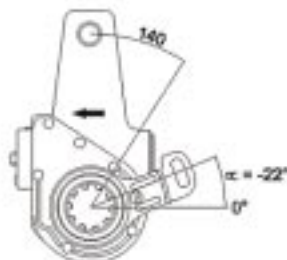
To Fit:
DAF Truck
 Replaces Haldex:
72538
 Replaces OEM:
0159589
 Spline Type:
10 SAE 1-1/2" - 10c
 Control Arm:
Type 1
 Supplied with:
 -

4W2025



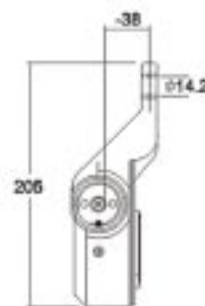
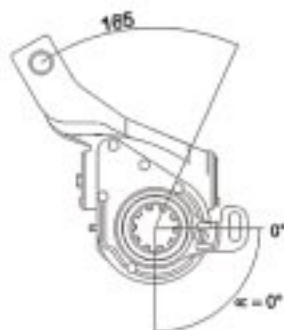
To Fit:
DAF Truck
 Replaces Haldex:
72539
 Replaces OEM:
0159590
 Spline Type:
10 SAE 1-1/2" - 10c
 Control Arm:
Type 1
 Supplied with:
 -

4W2030



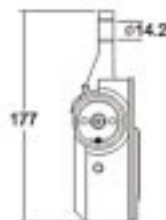
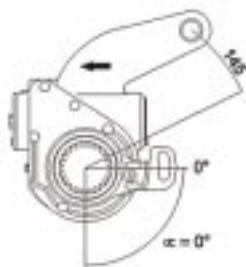
To Fit:
DAF Truck and Bus
 Replaces Haldex:
72534
 Replaces OEM:
0537538
 Spline Type:
10 SAE 1-1/2" - 10c
 Control Arm:
Type 4
 Supplied with:
 -

4W2035



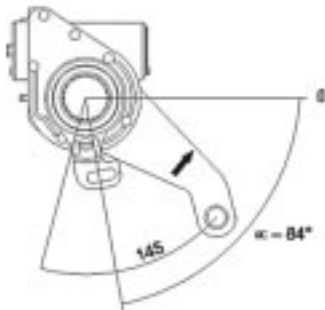
To Fit:
DAF Truck
 Replaces Haldex:
72543
 Replaces OEM:
0159562
 Spline Type:
10 SAE 1-1/2" - 10c
 Control Arm:
Type 1
 Supplied with:
 -

4W2040



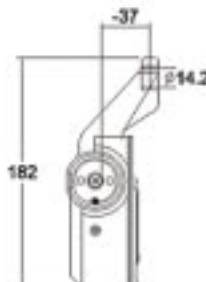
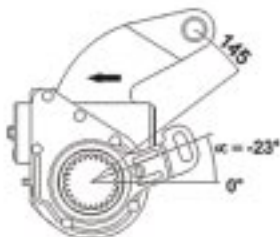
To Fit:
Mercedes Bus
 Replaces Haldex:
72059
 Replaces OEM:
3574200538
 Spline Type:
26 DIN 5480 N42 x 1.5
 Control Arm:
Type 1
 Supplied with:
 -

4W2045



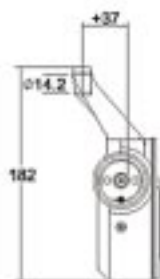
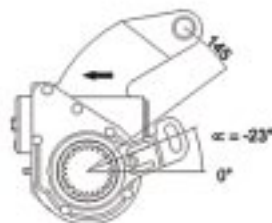
To Fit:
Mercedes Truck and Bus
 Replaces Haldex:
70954
 Replaces OEM:
6174200238
 Spline Type:
26 DIN 5480 N42 x 1.5
 Control Arm:
Type 1
 Supplied with:
 -

4W2050



To Fit:
Mercedes Truck
 Replaces Haldex:
72594
 Replaces OEM:
6524200138
 Spline Type:
26 DIN 5480 N42 x 1.5
 Control Arm:
Type 4
 Supplied with:
 -

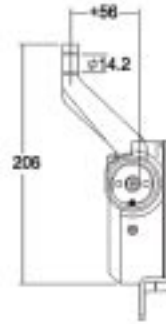
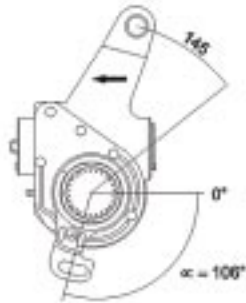
4W2055



To Fit:
Mercedes Truck
 Replaces Haldex:
72593
 Replaces OEM:
6524200038
 Spline Type:
26 DIN 5480 N42 x 1.5
 Control Arm:
Type 4
 Supplied with:
 -



4W2060



To Fit:
Mercedes Truck

Replaces Haldex:
70953

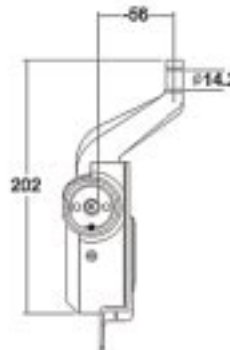
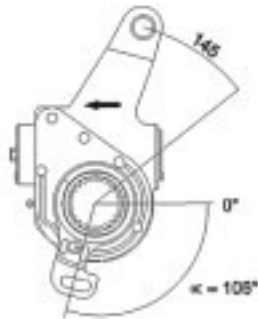
Replaces OEM:
6174200438

Spline Type:
26 DIN 5480 N42 x 1.5

Control Arm:
Type 1

Supplied with:
-

4W2065



To Fit:
Mercedes Truck

Replaces Haldex:
70952

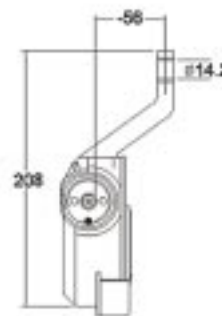
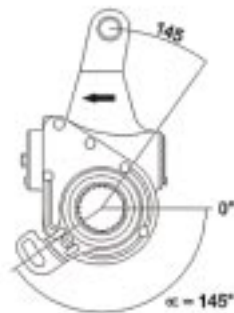
Replaces OEM:
6174200338

Spline Type:
26 DIN 5480 N42 x 1.5

Control Arm:
Type 1

Supplied with:
-

4W2070



To Fit:
MAN Truck

Replaces Haldex:
79208

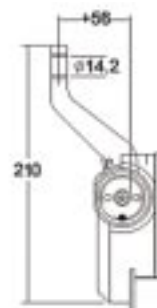
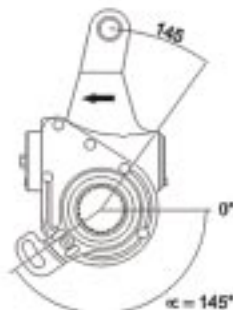
Replaces OEM:
81506106211

Spline Type:
26 DIN 5480 N42 x 1.5

Control Arm:
Type 2

Supplied with:
-

4W2075



To Fit:
MAN Truck

Replaces Haldex:
79209

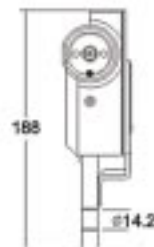
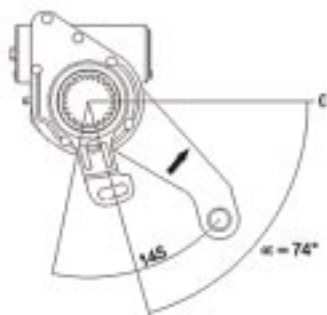
Replaces OEM:
81506106210

Spline Type:
26 DIN 5480 N42 x 1.5

Control Arm:
Type 2

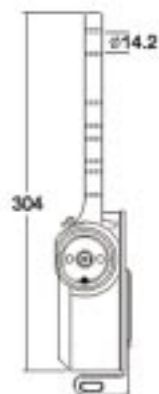
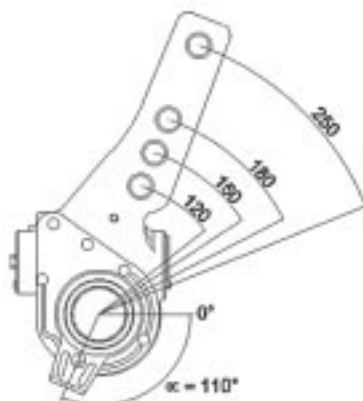
Supplied with:
-

4W2080



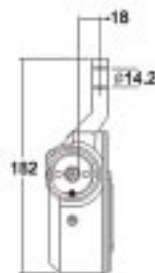
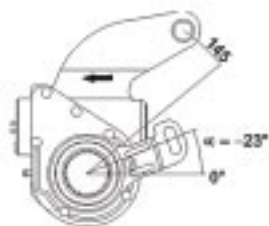
To Fit:
MAN Truck and Bus
 Replaces Haldex:
79212
 Replaces OEM:
81506106231
 Spline Type:
26 DIN 5480 N42 x 1.5
 Control Arm:
Type 4
 Supplied with:
 -

4W2085



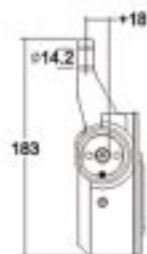
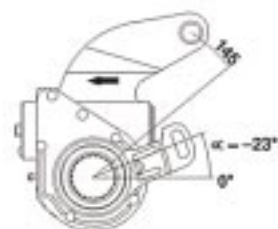
To Fit:
Kassbohrer
 Replaces Haldex:
72758
 Replaces OEM:
8238000835
 Spline Type:
37 DIN 5481
 Control Arm:
Type 5
 Supplied with:
Peg Bolt

4W2090



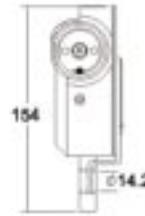
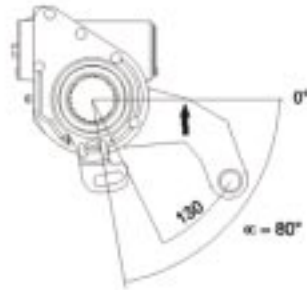
To Fit:
MAN Truck
 Replaces Haldex:
79211
 Replaces OEM:
81506106212
 Spline Type:
26 DIN 5480 N42 x 1.5
 Control Arm:
Type 4
 Supplied with:
 -

4W2095



To Fit:
MAN Truck
 Replaces Haldex:
79210
 Replaces OEM:
81506106213
 Spline Type:
26 DIN 5480 N42 x 1.5
 Control Arm:
Type 4
 Supplied with:
 -

4W2100



To Fit:
Mercedes Bus

Replaces Haldex:
70775

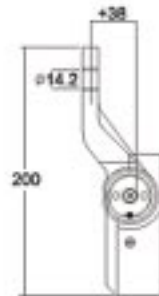
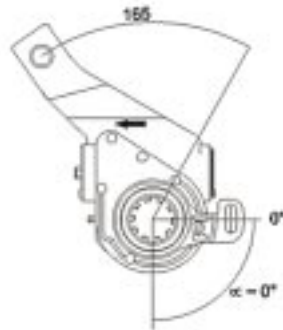
Replaces OEM:
3074200338

Spline Type:
26 DIN 5480 N42 x 1.5

Control Arm:
Type 1

Supplied with:
-

4W2105



To Fit:
DAF Truck

Replaces Haldex:
72542

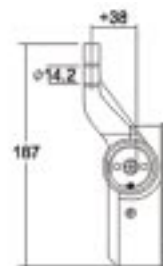
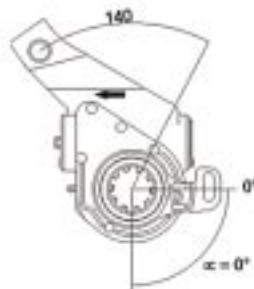
Replaces OEM:
0159561

Spline Type:
10 SAE 1-1/2" - 10c

Control Arm:
Type 1

Supplied with:
-

4W2110



To Fit:
DAF Truck and Bus

Replaces Haldex:
72536

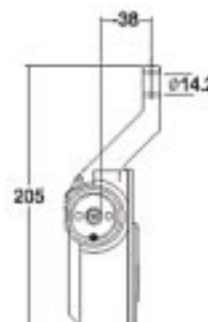
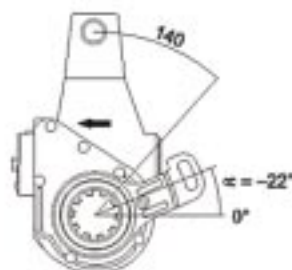
Replaces OEM:
0159587

Spline Type:
10 SAE 1-1/2" - 10c

Control Arm:
Type 1

Supplied with:
-

4W2115



To Fit:
DAF Truck and Bus

Replaces Haldex:
72525

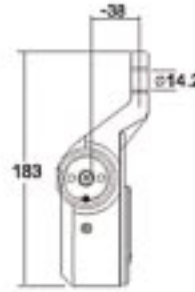
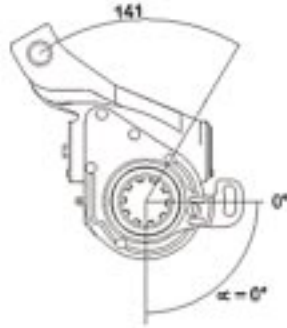
Replaces OEM:
0159558

Spline Type:
10 SAE 1-1/2" - 10c

Control Arm:
Type 4

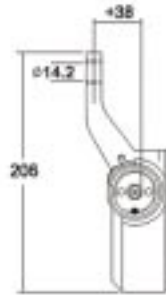
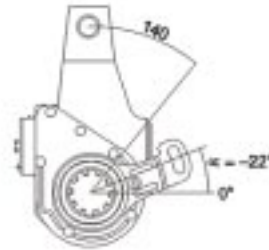
Supplied with:
-

4W2120



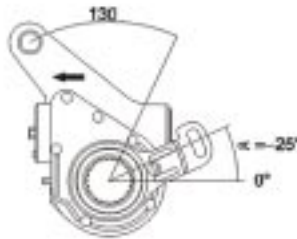
To Fit:
DAF Truck and Bus
 Replaces Haldex:
72537
 Replaces OEM:
0159588
 Spline Type:
10 SAE 1-1/2" - 10c
 Control Arm:
Type 1
 Supplied with:
 -

4W2125



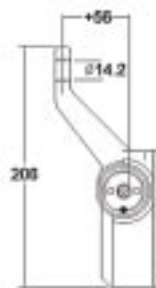
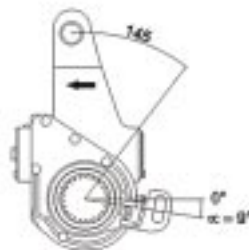
To Fit:
DAF Truck and Bus
 Replaces Haldex:
72526
 Replaces OEM:
0159559
 Spline Type:
10 SAE 1-1/2" - 10c
 Control Arm:
Type 4
 Supplied with:
 -

4W2130



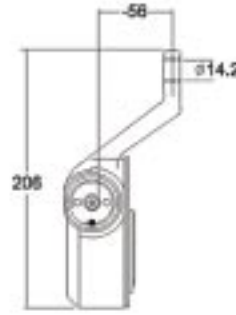
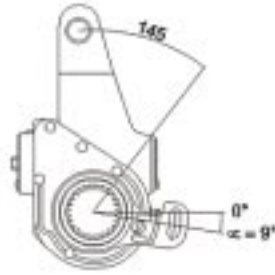
To Fit:
Mercedes Bus
 Replaces Haldex:
72213
 Replaces OEM:
3014201138
 Spline Type:
26 DIN 5480 N42 x 1.5
 Control Arm:
Type 4
 Supplied with:
 -

4W2135



To Fit:
Mercedes Truck
 Replaces Haldex:
72036
 Replaces OEM:
3834200438
 Spline Type:
26 DIN 5480 N42 x 1.5
 Control Arm:
Type 1
 Supplied with:
 -

4W2140



To Fit:
Mercedes Truck

Replaces Haldex:
72037

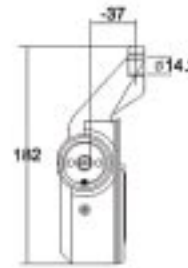
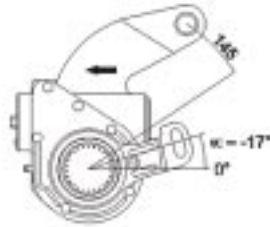
Replaces OEM:
3834200538

Spline Type:
26 DIN 5480 N42 x 1.5

Control Arm:
Type 1

Supplied with:
-

4W2145



To Fit:
Mercedes Truck

Replaces Haldex:
72063

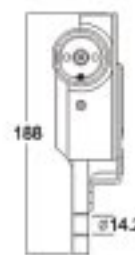
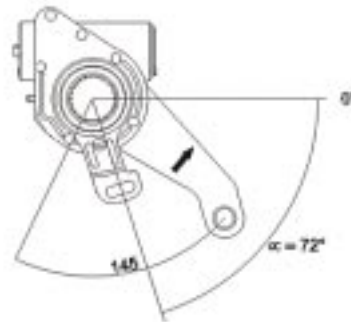
Replaces OEM:
6194200138

Spline Type:
26 DIN 5480 N42 x 1.5

Control Arm:
Type 4

Supplied with:
-

4W2150



To Fit:
Mercedes Truck

Replaces Haldex:
70867

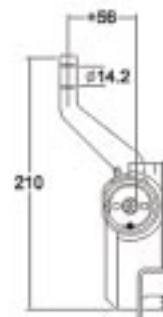
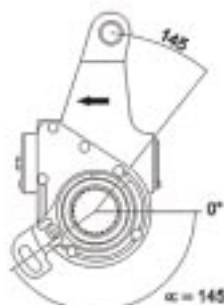
Replaces OEM:
3894200738

Spline Type:
26 DIN 5480 N42 x 1.5

Control Arm:
Type 4

Supplied with:
-

4W2155



To Fit:
Mercedes Truck

Replaces Haldex:
72174

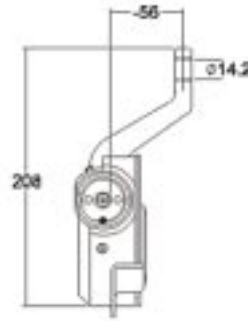
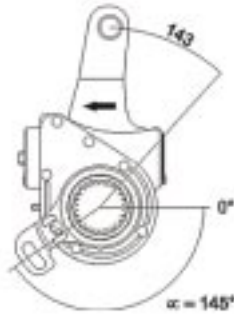
Replaces OEM:
3874200138

Spline Type:
26 DIN 5480 N42 x 1.5

Control Arm:
Type 1

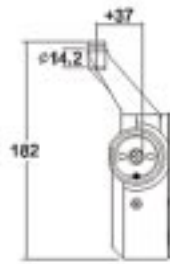
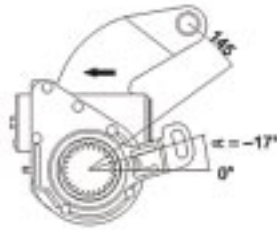
Supplied with:
-

4W2160



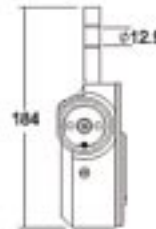
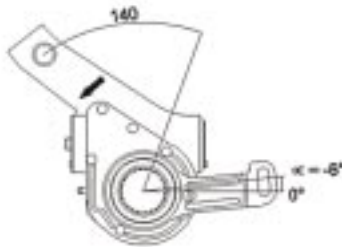
To Fit:
Mercedes Truck
 Replaces Haldex:
72173
 Replaces OEM:
3874200038
 Spline Type:
26 DIN 5480 N42 x 1.5
 Control Arm:
Type 1
 Supplied with:
 -

4W2165



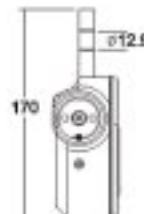
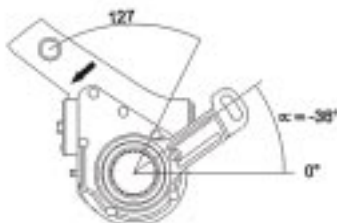
To Fit:
Mercedes Truck
 Replaces Haldex:
72062
 Replaces OEM:
6194200038
 Spline Type:
26 DIN 5480 N42 x 1.5
 Control Arm:
Type 4
 Supplied with:
 -

4W2170



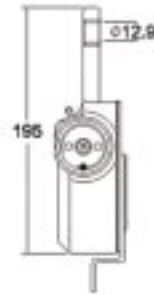
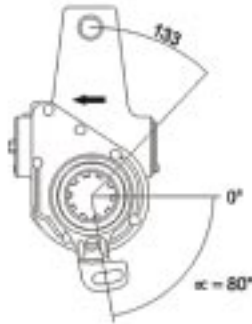
To Fit:
Foden Truck
 Replaces Haldex:
72181
 Replaces OEM:
2700021000
 Spline Type:
28 ANSI-B92.1 - 1996
 Control Arm:
Type 3
 Supplied with:
 -

4W2175



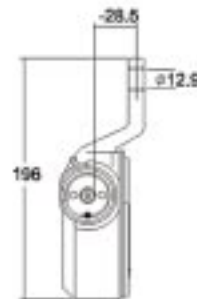
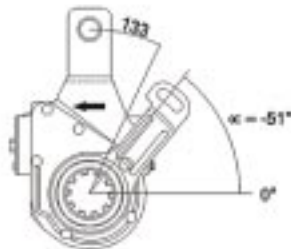
To Fit:
Foden Truck
 Replaces Haldex:
72199
 Replaces OEM:
2700046000
 Spline Type:
28 ANSI-B92.1 - 1996
 Control Arm:
Type 3
 Supplied with:
 -

4W2180



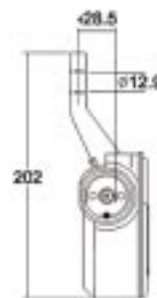
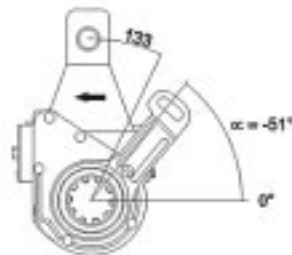
To Fit:
Leyland Truck
 Replaces Haldex:
72406
 Replaces OEM:
ACU8347
 Spline Type:
10 SAE 1-1/2" - 10c
 Control Arm:
Type 1
 Supplied with:
 -

4W2185



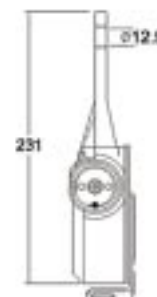
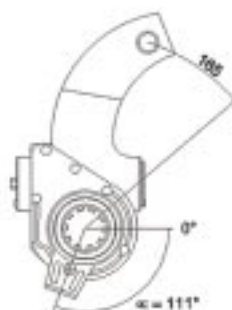
To Fit:
Leyland Truck
 Replaces Haldex:
72403
 Replaces OEM:
ACU8344
 Spline Type:
10 SAE 1-1/2" - 10c
 Control Arm:
Type 3
 Supplied with:
 -

4W2190



To Fit:
Leyland Truck
 Replaces Haldex:
72404
 Replaces OEM:
ACU8345
 Spline Type:
10 SAE 1-1/2" - 10c
 Control Arm:
Type 3
 Supplied with:
 -

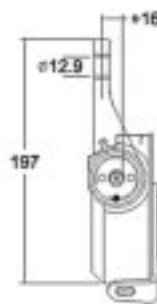
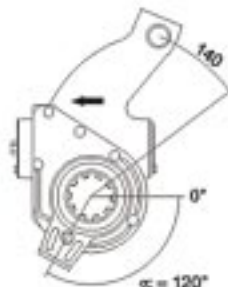
4W2195



To Fit:
Leyland Bus
 Replaces Haldex:
72422
 Replaces OEM:
BCU5536
 Spline Type:
10 SAE 1-1/2" - 10c
 Control Arm:
Type 5
 Supplied with:
Peg Bolt

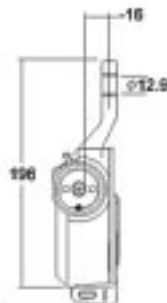
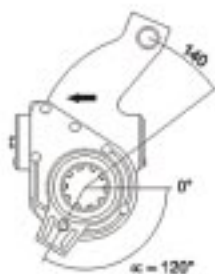
European Type ASA

4W2200



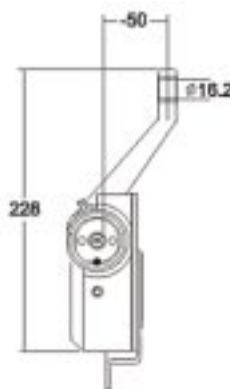
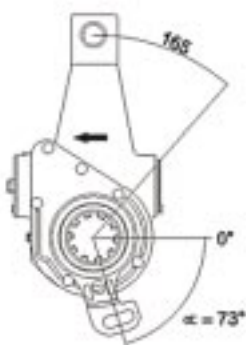
To Fit:
Leyland Bus
 Replaces Haldex:
72420
 Replaces OEM:
BCU5534
 Spline Type:
10 SAE 1-1/2" - 10c
 Control Arm:
Type 5
 Supplied with:
Peg Bolt

4W2205



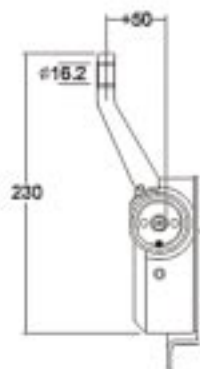
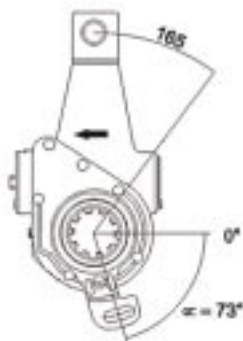
To Fit:
Leyland Bus
 Replaces Haldex:
72421
 Replaces OEM:
BCU5535
 Spline Type:
10 SAE 1-1/2" - 10c
 Control Arm:
Type 5
 Supplied with:
Peg Bolt

4W2210



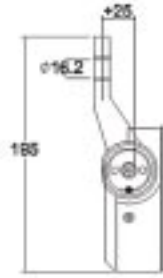
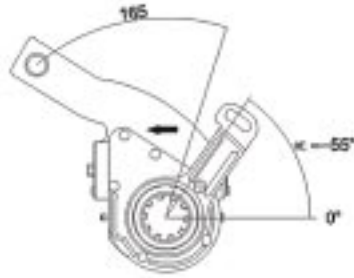
To Fit:
Scania Truck and Bus
 Replaces Haldex:
72664
 Replaces OEM:
1112830
 Spline Type:
10 SAE 1-1/2" - 10c
 Control Arm:
Type 1
 Supplied with:
 -

4W2215



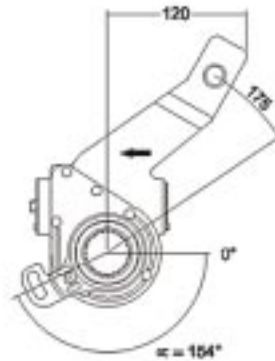
To Fit:
Scania Truck and Bus
 Replaces Haldex:
72663
 Replaces OEM:
1112829
 Spline Type:
10 SAE 1-1/2" - 10c
 Control Arm:
Type 1
 Supplied with:
 -

4W2220



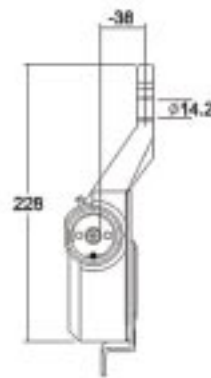
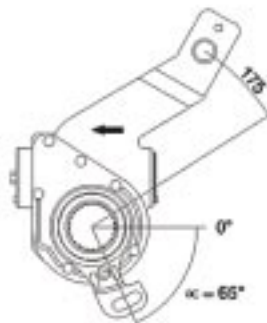
To Fit:
Scania Truck and Bus
 Replaces Haldex:
72660
 Replaces OEM:
1112833
 Spline Type:
10 SAE 1-1/2" - 10c
 Control Arm:
Type 3
 Supplied with:
 -

4W2225



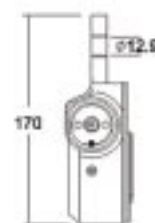
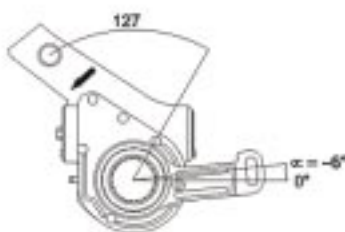
To Fit:
Renault Truck and Bus
 Replaces Haldex:
79015
 Replaces OEM:
5000789894
 Spline Type:
27 E22-151 BNA-42 x 1.5 Module
 Control Arm:
Type 2
 Supplied with:
 -

4W2230



To Fit:
Renault Truck
 Replaces Haldex:
79014
 Replaces OEM:
5010056686
 Spline Type:
27 E22-151 BNA-42 x 1.5 Module
 Control Arm:
Type 1
 Supplied with:
 -

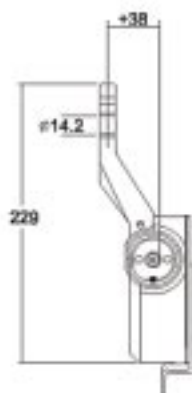
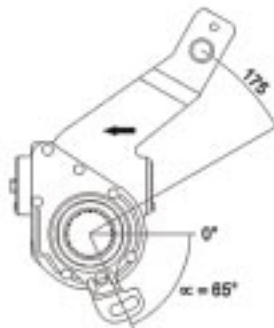
4W2235



To Fit:
Foden Truck
 Replaces Haldex:
72180
 Replaces OEM:
2700020000
 Spline Type:
28 ANSI-B92.1 - 1996
 Control Arm:
Type 3
 Supplied with:
 -

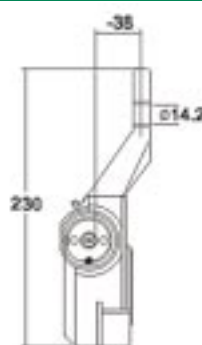
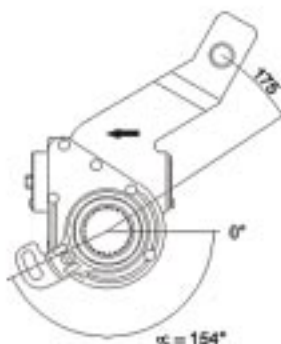
European Type ASA

4W2240



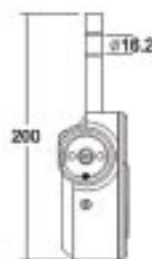
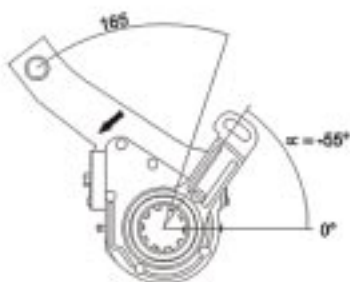
To Fit:
Renault Truck
 Replaces Haldex:
79013
 Replaces OEM:
5010056685
 Spline Type:
27 E22-151 BNA-42 x 1.5 Module
 Control Arm:
Type 1
 Supplied with:
 -

4W2245



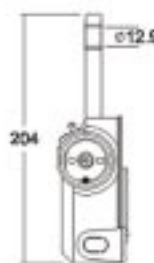
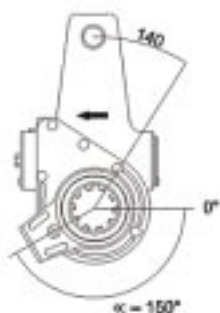
To Fit:
Renault Truck and Bus
 Replaces Haldex:
79016
 Replaces OEM:
5000789895
 Spline Type:
27 E22-151 BNA-42 x 1.5 Module
 Control Arm:
Type 2
 Supplied with:
 -

4W2250



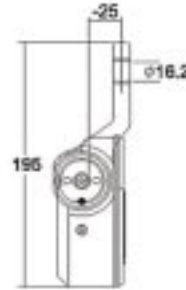
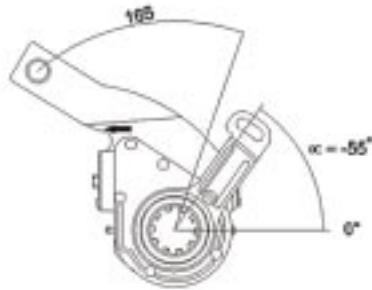
To Fit:
Scania Truck and Bus
 Replaces Haldex:
72662
 Replaces OEM:
1112831
 Spline Type:
10 SAE 1-1/2" - 10c
 Control Arm:
Type 3
 Supplied with:
 -

4W2255



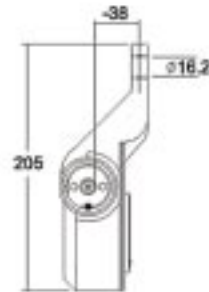
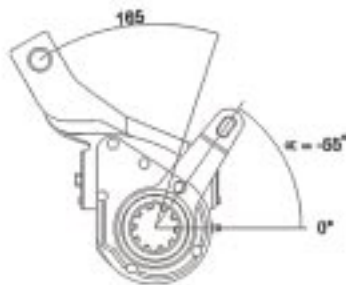
To Fit:
Volvo Bus
 Replaces Haldex:
72667
 Replaces OEM:
1135004
 Spline Type:
10 SAE 1-1/2" - 10c
 Control Arm:
Type 5
 Supplied with:
Peg Bolt

4W2260



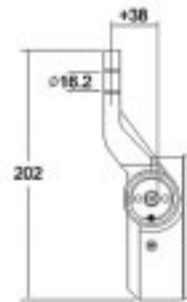
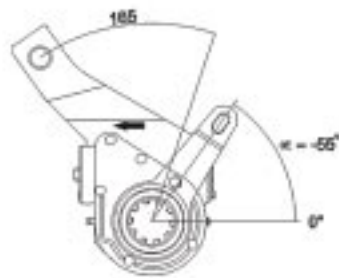
To Fit:
Scania Truck and Bus
 Replaces Haldex:
72661
 Replaces OEM:
1112834
 Spline Type:
10 SAE 1-1/2" - 10c
 Control Arm:
Type 3
 Supplied with:
 -

4W2265



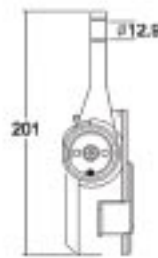
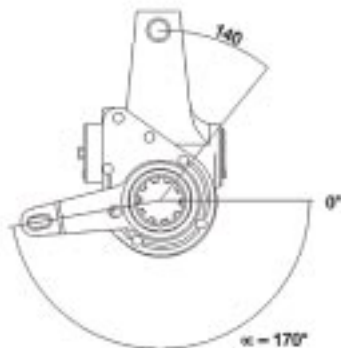
To Fit:
Scania Truck and Bus
 Replaces Haldex:
72745
 Replaces OEM:
218834
 Spline Type:
10 SAE 1-1/2" - 10c
 Control Arm:
Type 6
 Supplied with:
Peg Bolt

4W2270



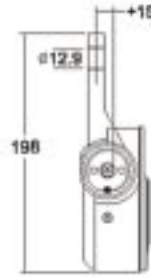
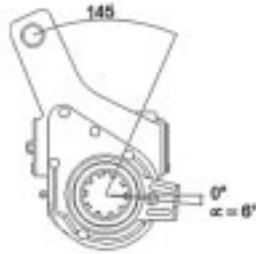
To Fit:
Scania Truck and Bus
 Replaces Haldex:
72744
 Replaces OEM:
218833
 Spline Type:
10 SAE 1-1/2" - 10c
 Control Arm:
Type 6
 Supplied with:
Peg Bolt

4W2275



To Fit:
Volvo Bus
 Replaces Haldex:
72678
 Replaces OEM:
1196321
 Spline Type:
10 SAE 1-1/2" - 10c
 Control Arm:
Type 6
 Supplied with:
Peg Bolt

4W2280



To Fit:

Volvo Bus

Replaces Haldex:
72782

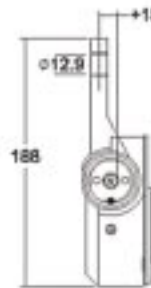
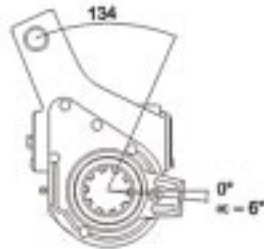
Replaces OEM:
1195461

Spline Type:
10 SAE 1-1/2" - 10c

Control Arm:
Type 5

Supplied with:
Peg Bolt

4W2285



To Fit:

Volvo Bus

Replaces Haldex:
72723

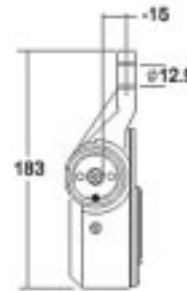
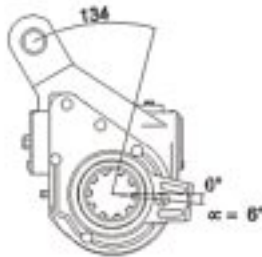
Replaces OEM:
1136432

Spline Type:
10 SAE 1-1/2" - 10c

Control Arm:
Type 5

Supplied with:
Peg Bolt

4W2290



To Fit:

Volvo Bus

Replaces Haldex:
72724

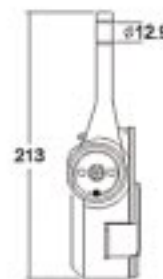
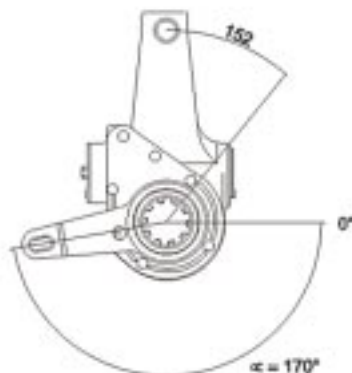
Replaces OEM:
1136433

Spline Type:
10 SAE 1-1/2" - 10c

Control Arm:
Type 5

Supplied with:
Peg Bolt

4W2295



To Fit:

Volvo Bus

Replaces Haldex:
72726

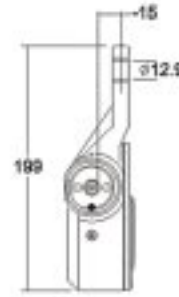
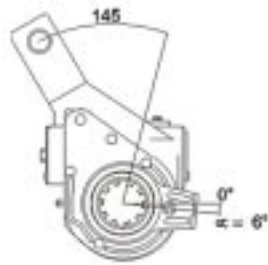
Replaces OEM:
1196322

Spline Type:
10 SAE 1-1/2" - 10c

Control Arm:
Type 6

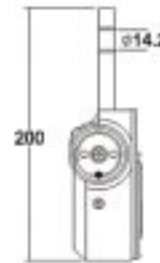
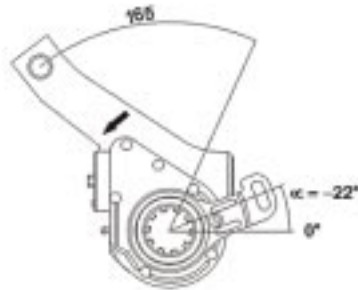
Supplied with:
Peg Bolt

4W2300



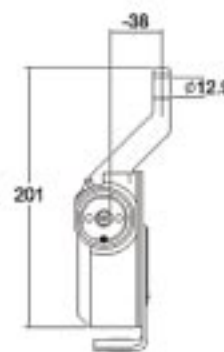
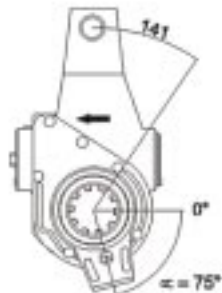
To Fit:
Volvo Bus
 Replaces Haldex:
72783
 Replaces OEM:
1195462
 Spline Type:
10 SAE 1-1/2" - 10c
 Control Arm:
Type 5
 Supplied with:
Peg Bolt

4W2305



To Fit:
DAF Truck
 Replaces Haldex:
72540
 Replaces OEM:
0159591
 Spline Type:
10 SAE 1-1/2" - 10c
 Control Arm:
Type 4
 Supplied with:
 -

4W2310



To Fit:
MCW Bus
 Replaces Haldex:
70893
 Replaces OEM:
 -
 Spline Type:
10 SAE 1-1/2" - 10c
 Control Arm:
Type 5
 Supplied with:
Peg Bolt

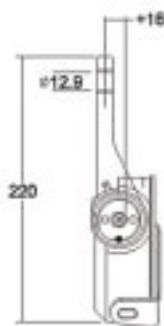
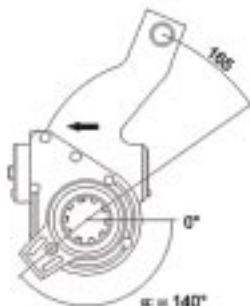
4W2315



To Fit:
Leyland Bus
 Replaces Haldex:
70945
 Replaces OEM:
ACU3629
 Spline Type:
10 SAE 1-1/2" - 10c
 Control Arm:
Type 5
 Supplied with:
Peg Bolt

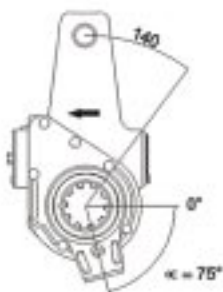
European Type ASA

4W2320



To Fit:
Leyland Bus
 Replaces Haldex:
70626
 Replaces OEM:
10889962
 Spline Type:
10 SAE 1-1/2" - 10c
 Control Arm:
Type 5
 Supplied with:
Peg Bolt

4W2325



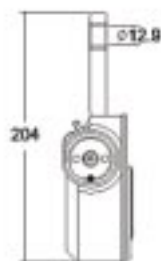
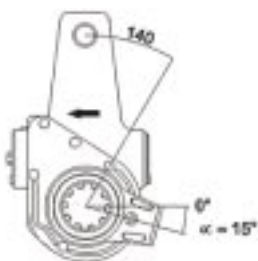
To Fit:
Dennis Bus
 Replaces Haldex:
70859
 Replaces OEM:
611484
 Spline Type:
10 SAE 1-1/2" - 10c
 Control Arm:
Type 5
 Supplied with:
Peg Bolt

4W2330



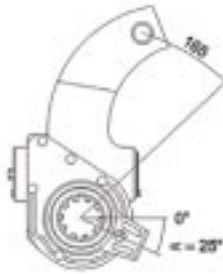
To Fit:
Leyland Bus
 Replaces Haldex:
70624
 Replaces OEM:
10901188
 Spline Type:
10 SAE 1-1/2" - 10c
 Control Arm:
Type 5
 Supplied with:
Peg Bolt

4W2335



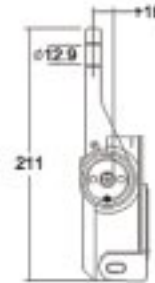
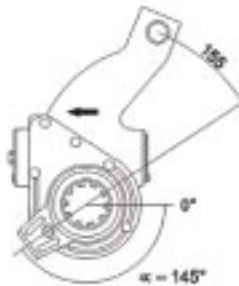
To Fit:
Dennis Bus
 Replaces Haldex:
72367
 Replaces OEM:
651777
 Spline Type:
10 SAE 1-1/2" - 10c
 Control Arm:
Type 5
 Supplied with:
Peg Bolt

4W2340



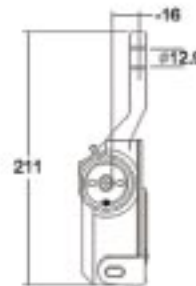
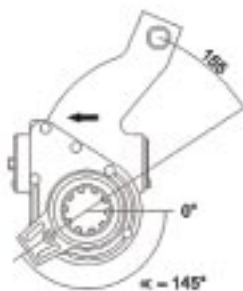
To Fit:
Leyland Bus
 Replaces Haldex:
72441
 Replaces OEM:
BCU5769
 Spline Type:
10 SAE 1-1/2" - 10c
 Control Arm:
Type 5
 Supplied with:
Peg Bolt

4W2345



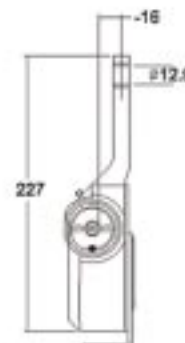
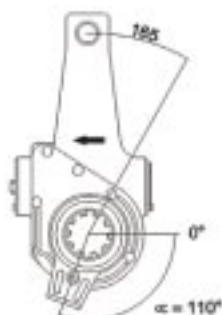
To Fit:
Leyland Bus
 Replaces Haldex:
72439
 Replaces OEM:
BCU5767
 Spline Type:
10 SAE 1-1/2" - 10c
 Control Arm:
Type 5
 Supplied with:
Peg Bolt

4W2350



To Fit:
Leyland Bus
 Replaces Haldex:
72440
 Replaces OEM:
BCU5768
 Spline Type:
10 SAE 1-1/2" - 10c
 Control Arm:
Type 5
 Supplied with:
Peg Bolt

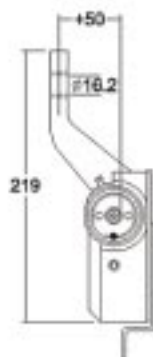
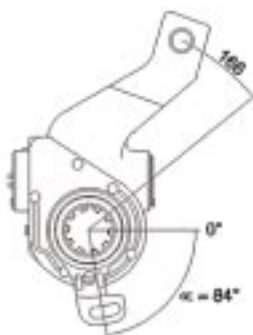
4W2355



To Fit:
Leyland Bus
 Replaces Haldex:
70583
 Replaces OEM:
10901199
 Spline Type:
10 SAE 1-1/2" - 10c
 Control Arm:
Type 5
 Supplied with:
Peg Bolt

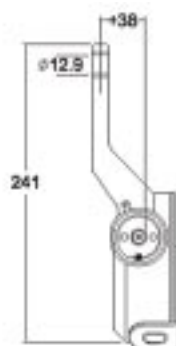
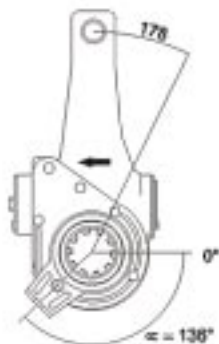
European Type ASA

4W2360



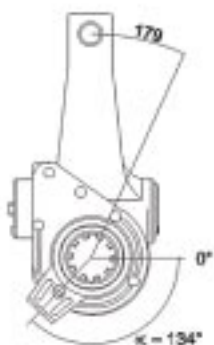
To Fit:
Scania Bus
 Replaces Haldex:
72825
 Replaces OEM:
1112839
 Spline Type:
10 SAE 1-1/2" - 10c
 Control Arm:
Type 1
 Supplied with:
 -

4W2365



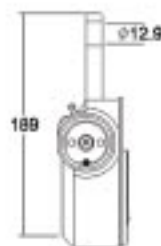
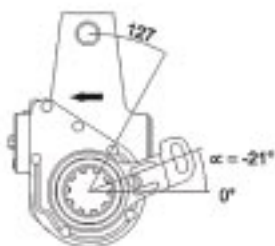
To Fit:
Leyland Bus
 Replaces Haldex:
70512
 Replaces OEM:
10907246
 Spline Type:
10 SAE 1-1/2" - 10c
 Control Arm:
Type 5
 Supplied with:
Peg Bolt

4W2370



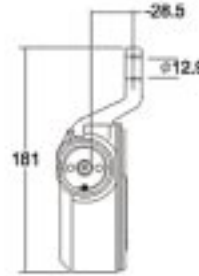
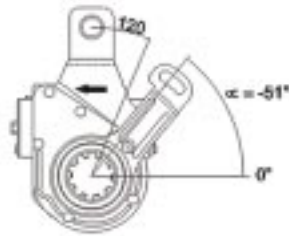
To Fit:
Leyland Bus
 Replaces Haldex:
70634
 Replaces OEM:
10891012
 Spline Type:
10 SAE 1-1/2" - 10c
 Control Arm:
Type 5
 Supplied with:
Peg Bolt

4W2375



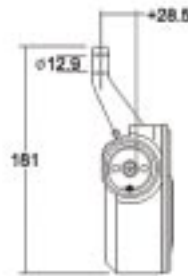
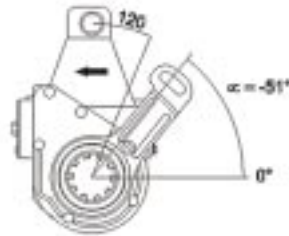
To Fit:
Dennis Bus
 Replaces Haldex:
72364
 Replaces OEM:
651623
 Spline Type:
10 SAE 1-1/2" - 10c
 Control Arm:
Type 4
 Supplied with:
 -

4W2380



To Fit:
Leyland Truck
 Replaces Haldex:
72401
 Replaces OEM:
ACU8342
 Spline Type:
10 SAE 1-1/2" - 10c
 Control Arm:
Type 3
 Supplied with:
 -

4W2385



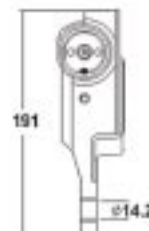
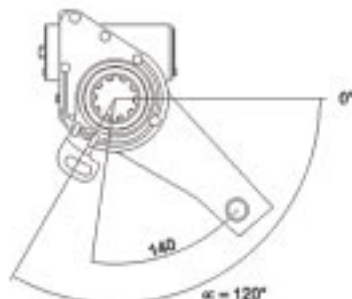
To Fit:
Leyland Truck
 Replaces Haldex:
72402
 Replaces OEM:
ACU8343
 Spline Type:
10 SAE 1-1/2" - 10c
 Control Arm:
Type 3
 Supplied with:
 -

4W2390



To Fit:
Leyland Bus
 Replaces Haldex:
70582
 Replaces OEM:
10901200
 Spline Type:
10 SAE 1-1/2" - 10c
 Control Arm:
Type 5
 Supplied with:
Peg Bolt

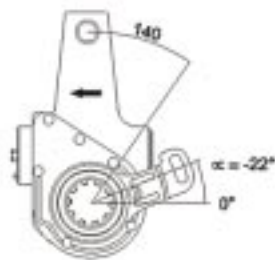
4W2395



To Fit:
DAF Truck and Bus
 Replaces Haldex:
72548
 Replaces OEM:
0159577
 Spline Type:
10 SAE 1-1/2" - 10c
 Control Arm:
Type 1
 Supplied with:
 -

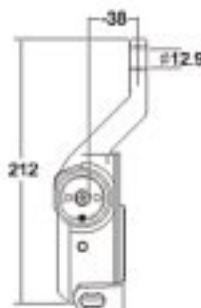
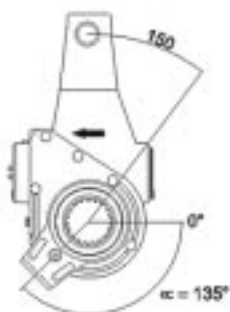
European Type ASA

4W2400



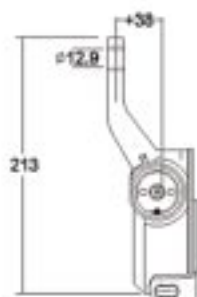
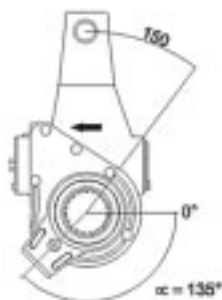
To Fit:
DAF Truck and Bus
 Replaces Haldex:
72608
 Replaces OEM:
0740321
 Spline Type:
10 SAE 1-1/2" - 10c
 Control Arm:
Type 4
 Supplied with:
 -

4W2405



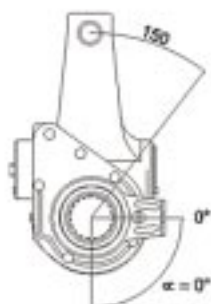
To Fit:
Hino Truck
 Replaces Haldex:
12254
 Replaces OEM:
474801790
 Spline Type:
19 DIN - 5482
 Control Arm:
Type 5
 Supplied with:
Peg Bolt

4W2410



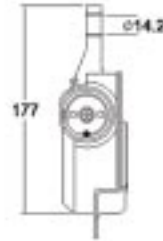
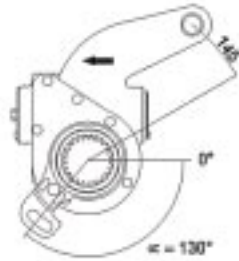
To Fit:
Hino Truck
 Replaces Haldex:
12255
 Replaces OEM:
474901180
 Spline Type:
19 DIN - 5482
 Control Arm:
Type 5
 Supplied with:
Peg Bolt

4W2415



To Fit:
Hino Truck
 Replaces Haldex:
12256
 Replaces OEM:
474801801
 Spline Type:
19 DIN - 5482
 Control Arm:
Type 5
 Supplied with:
Peg Bolt

4W2420



To Fit:
Mercedes Truck and Bus

Replaces Haldex:
72596

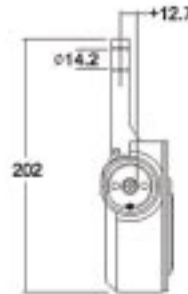
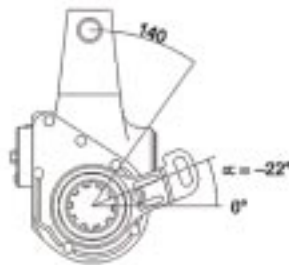
Replaces OEM:
6524200238

Spline Type:
26 DIN 5480 N42 x 1.5

Control Arm:
Type 1

Supplied with:
-

4W2425



To Fit:
DAF Truck and Bus

Replaces Haldex:
72609

Replaces OEM:
0740322

Spline Type:
10 SAE 1-1/2" - 10c

Control Arm:
Type 4

Supplied with:
-

4W2430



To Fit:
Leyland Bus

Replaces Haldex:
70532

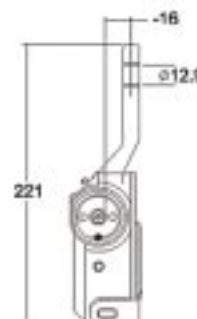
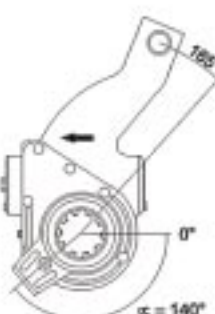
Replaces OEM:
866101

Spline Type:
10 SAE 1-1/2" - 10c

Control Arm:
Type 5

Supplied with:
Peg Bolt

4W2435



To Fit:
Leyland Bus

Replaces Haldex:
70627

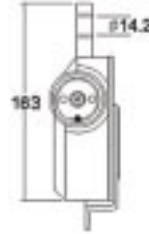
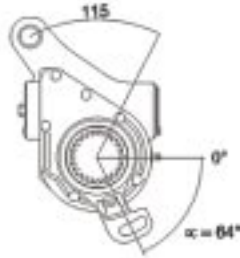
Replaces OEM:
10889963

Spline Type:
10 SAE 1-1/2" - 10c

Control Arm:
Type 5

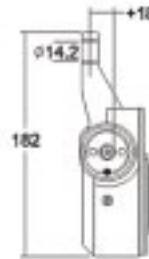
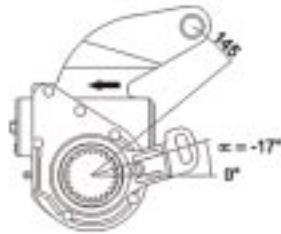
Supplied with:
Peg Bolt

4W2440



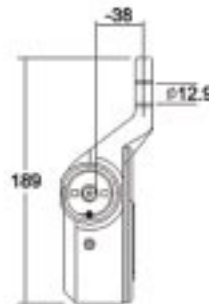
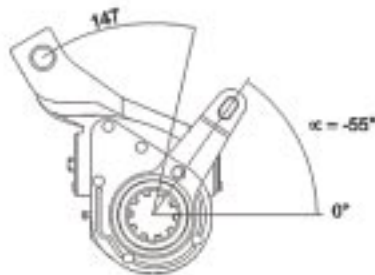
To Fit:
Mercedes Bus
 Replaces Haldex:
70706
 Replaces OEM:
3054202638
 Spline Type:
26 DIN 5480 N42 x 1.5
 Control Arm:
Type 1
 Supplied with:
 -

4W2445



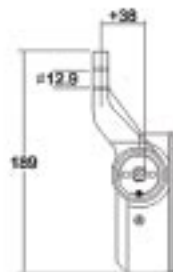
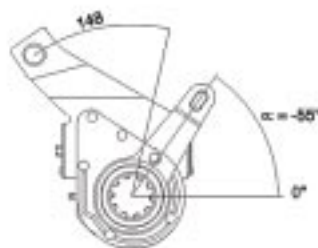
To Fit:
Mercedes Truck
 Replaces Haldex:
70753
 Replaces OEM:
3894200338
 Spline Type:
26 DIN 5480 N42 x 1.5
 Control Arm:
Type 4
 Supplied with:
 -

4W2450



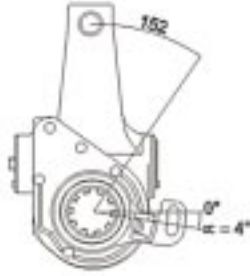
To Fit:
Volvo Bus
 Replaces Haldex:
70832
 Replaces OEM:
6863907
 Spline Type:
10 SAE 1-1/2" - 10c
 Control Arm:
Type 6
 Supplied with:
Peg Bolt

4W2455



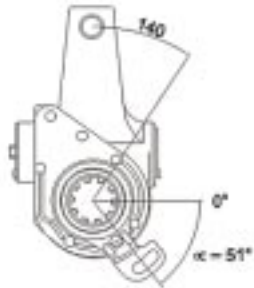
To Fit:
Volvo Bus
 Replaces Haldex:
70833
 Replaces OEM:
6863906
 Spline Type:
10 SAE 1-1/2" - 10c
 Control Arm:
Type 6
 Supplied with:
Peg Bolt

4W2460



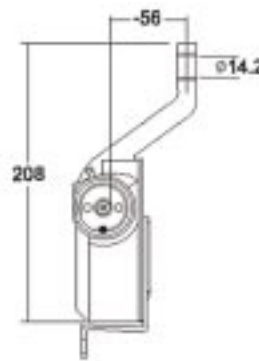
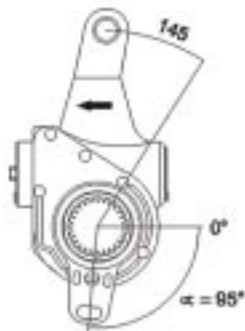
To Fit:
Van Hool Bus
 Replaces Haldex:
70905
 Replaces OEM:
633104590
 Spline Type:
10 SAE 1-1/2" - 10c
 Control Arm:
Type 1
 Supplied with:
 -

4W2465



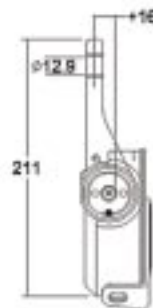
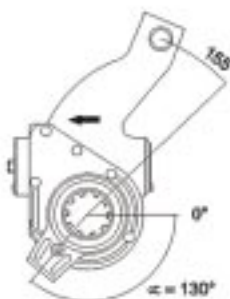
To Fit:
Leyland Bus
 Replaces Haldex:
70906
 Replaces OEM:
ABU6924
 Spline Type:
10 SAE 1-1/2" - 10c
 Control Arm:
Type 1
 Supplied with:
 -

4W2470



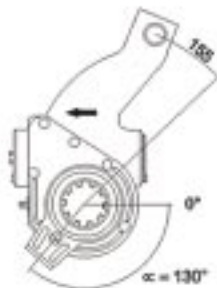
To Fit:
Mercedes Truck
 Replaces Haldex:
70918
 Replaces OEM:
3854201238
 Spline Type:
26 DIN 5480 N42 x 1.5
 Control Arm:
Type 13
 Supplied with:
 -

4W2475



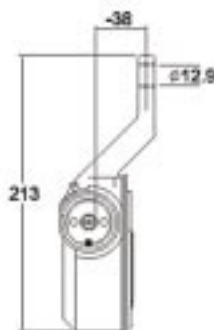
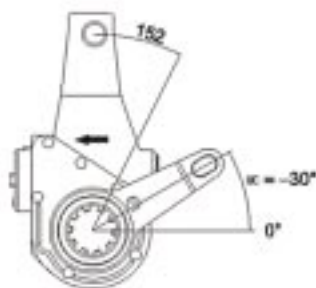
To Fit:
Leyland Bus
 Replaces Haldex:
70943
 Replaces OEM:
ACU3627
 Spline Type:
10 SAE 1-1/2" - 10c
 Control Arm:
Type 5
 Supplied with:
Peg Bolt

4W2480



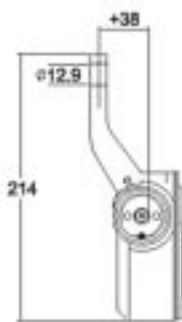
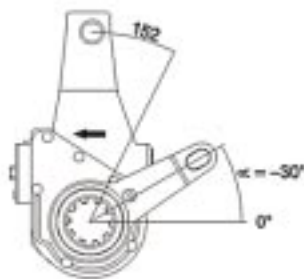
To Fit:
Leyland Bus
 Replaces Haldex:
70944
 Replaces OEM:
ACU3628
 Spline Type:
10 SAE 1-1/2" - 10c
 Control Arm:
Type 5
 Supplied with:
Peg Bolt

4W2485



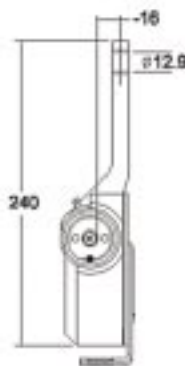
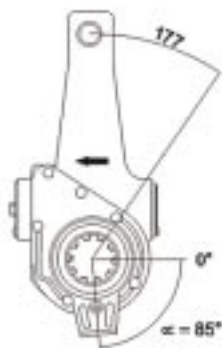
To Fit:
Volvo Bus
 Replaces Haldex:
70977
 Replaces OEM:
8398386
 Spline Type:
10 SAE 1-1/2" - 10c
 Control Arm:
Type 6
 Supplied with:
Peg Bolt

4W2490



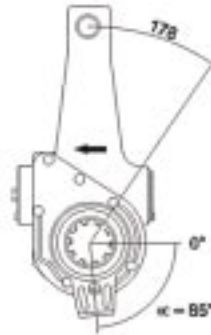
To Fit:
Volvo Bus
 Replaces Haldex:
70978
 Replaces OEM:
8398385
 Spline Type:
10 SAE 1-1/2" - 10c
 Control Arm:
Type 6
 Supplied with:
Peg Bolt

4W2495



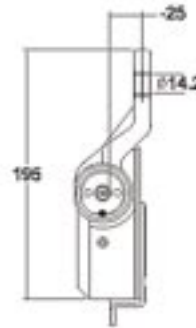
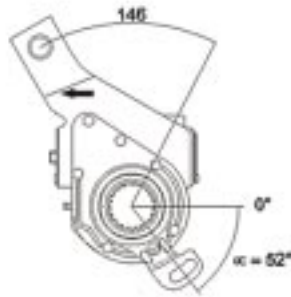
To Fit:
Leyland Bus
 Replaces Haldex:
72105
 Replaces OEM:
ACU6980
 Spline Type:
10 SAE 1-1/2" - 10c
 Control Arm:
Type 5
 Supplied with:
Peg Bolt

4W2500



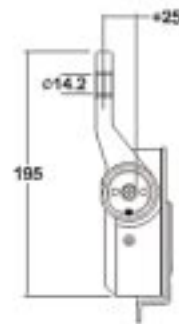
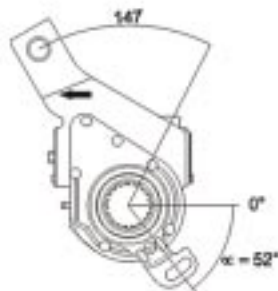
To Fit:
Leyland Bus
 Replaces Haldex:
72106
 Replaces OEM:
ACU6981
 Spline Type:
10 SAE 1-1/2" - 10c
 Control Arm:
Type 5
 Supplied with:
Peg Bolt

4W2505



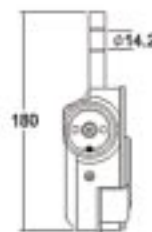
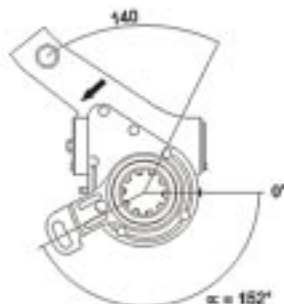
To Fit:
Neoplan Bus
 Replaces Haldex:
72203
 Replaces OEM:
B510643
 Spline Type:
19 DIN - 5482
 Control Arm:
Type 1
 Supplied with:
 -

4W2510



To Fit:
Neoplan Bus
 Replaces Haldex:
72204
 Replaces OEM:
B510642
 Spline Type:
19 DIN - 5482
 Control Arm:
Type 1
 Supplied with:
 -

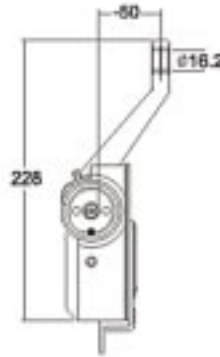
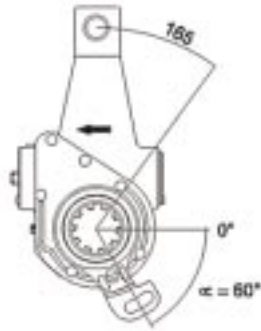
4W2515



To Fit:
DAF Bus
 Replaces Haldex:
72535
 Replaces OEM:
0159565
 Spline Type:
10 SAE 1-1/2" - 10c
 Control Arm:
Type 4
 Supplied with:
 -

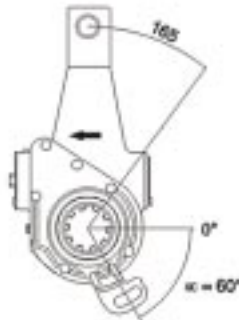
European Type ASA

4W2520



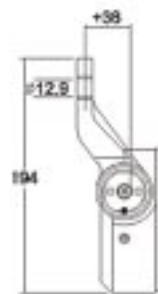
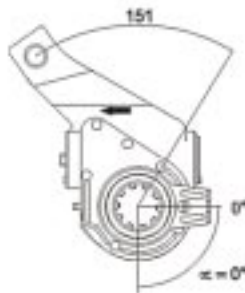
To Fit:
Scania Bus
 Replaces Haldex:
72665
 Replaces OEM:
394186
 Spline Type:
10 SAE 1-1/2" - 10c
 Control Arm:
Type 1
 Supplied with:
 -

4W2525



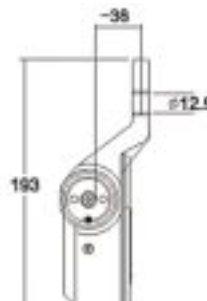
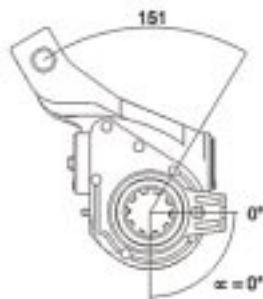
To Fit:
Scania Bus
 Replaces Haldex:
72666
 Replaces OEM:
394185
 Spline Type:
10 SAE 1-1/2" - 10c
 Control Arm:
Type 1
 Supplied with:
 -

4W2530



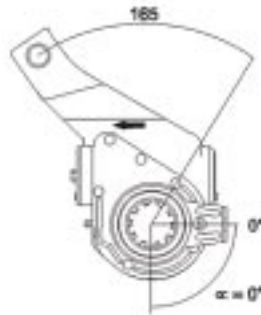
To Fit:
Volvo Truck
 Replaces Haldex:
72668
 Replaces OEM:
1586190
 Spline Type:
10 SAE 1-1/2" - 10c
 Control Arm:
Type 5
 Supplied with:
Peg Bolt

4W2535



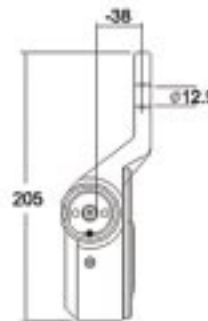
To Fit:
Volvo Truck
 Replaces Haldex:
72669
 Replaces OEM:
1586191
 Spline Type:
10 SAE 1-1/2" - 10c
 Control Arm:
Type 5
 Supplied with:
Peg Bolt

4W2540



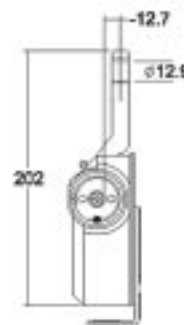
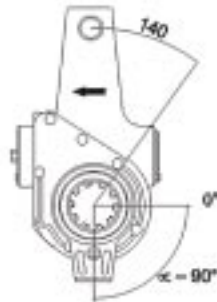
To Fit:
Volvo Truck
 Replaces Haldex:
72670
 Replaces OEM:
1586192
 Spline Type:
10 SAE 1-1/2" - 10c
 Control Arm:
Type 5
 Supplied with:
Peg Bolt

4W2545



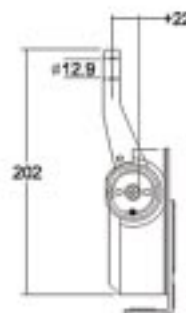
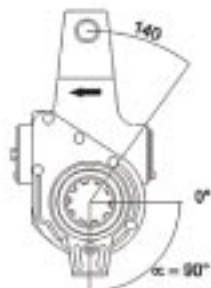
To Fit:
Volvo Truck
 Replaces Haldex:
72671
 Replaces OEM:
1586193
 Spline Type:
10 SAE 1-1/2" - 10c
 Control Arm:
Type 5
 Supplied with:
Peg Bolt

4W2550



To Fit:
Volvo Truck
 Replaces Haldex:
72673
 Replaces OEM:
1592872
 Spline Type:
10 SAE 1-1/2" - 10c
 Control Arm:
Type 5
 Supplied with:
Peg Bolt

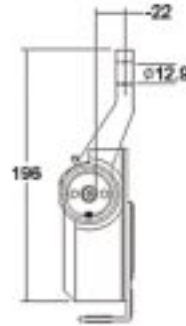
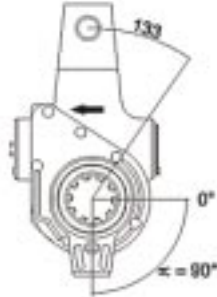
4W2555



To Fit:
Volvo Truck
 Replaces Haldex:
72674
 Replaces OEM:
1592873
 Spline Type:
10 SAE 1-1/2" - 10c
 Control Arm:
Type 5
 Supplied with:
Peg Bolt

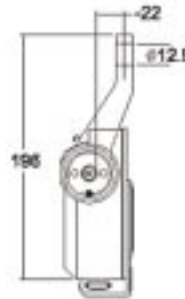
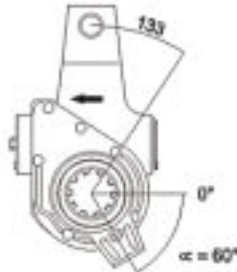
European Type ASA

4W2560



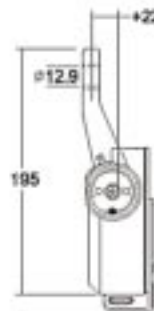
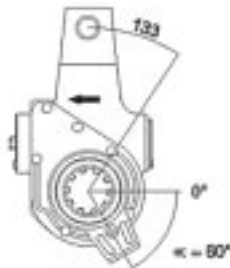
To Fit:
Volvo Truck
 Replaces Haldex:
72675
 Replaces OEM:
1592874
 Spline Type:
10 SAE 1-1/2" - 10c
 Control Arm:
Type 5
 Supplied with:
Peg Bolt

4W2565



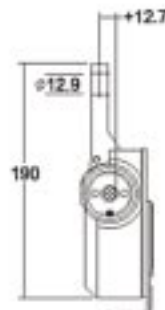
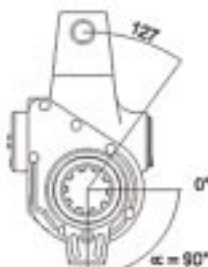
To Fit:
Volvo Bus
 Replaces Haldex:
72715
 Replaces OEM:
1134295
 Spline Type:
10 SAE 1-1/2" - 10c
 Control Arm:
Type 5
 Supplied with:
Peg Bolt

4W2570



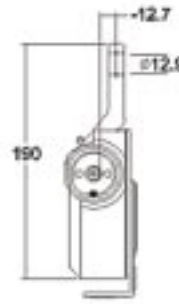
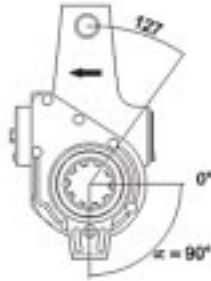
To Fit:
Volvo Bus
 Replaces Haldex:
72716
 Replaces OEM:
1134296
 Spline Type:
10 SAE 1-1/2" - 10c
 Control Arm:
Type 5
 Supplied with:
Peg Bolt

4W2575



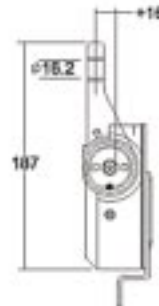
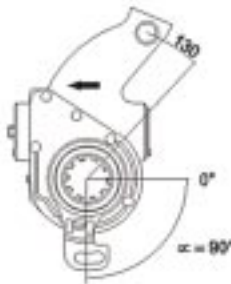
To Fit:
Volvo Bus
 Replaces Haldex:
72717
 Replaces OEM:
1134293
 Spline Type:
10 SAE 1-1/2" - 10c
 Control Arm:
Type 5
 Supplied with:
Peg Bolt

4W2580



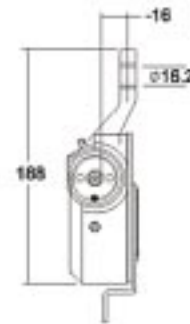
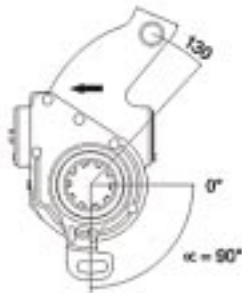
To Fit:
Volvo Bus
 Replaces Haldex:
72718
 Replaces OEM:
1134294
 Spline Type:
10 SAE 1-1/2" - 10c
 Control Arm:
Type 5
 Supplied with:
Peg Bolt

4W2585



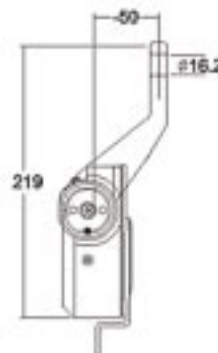
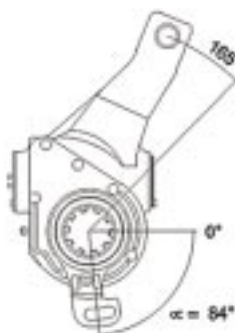
To Fit:
Scania Truck and Bus
 Replaces Haldex:
72727
 Replaces OEM:
394189
 Spline Type:
10 SAE 1-1/2" - 10c
 Control Arm:
Type 1
 Supplied with:
 -

4W2590



To Fit:
Scania Truck and Bus
 Replaces Haldex:
72728
 Replaces OEM:
394190
 Spline Type:
10 SAE 1-1/2" - 10c
 Control Arm:
Type 1
 Supplied with:
 -

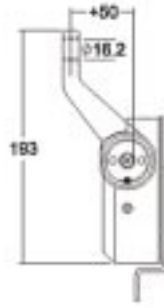
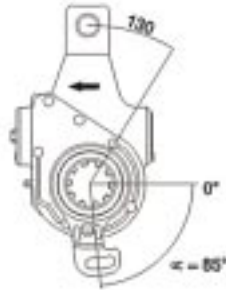
4W2595



To Fit:
Scania Bus
 Replaces Haldex:
72826
 Replaces OEM:
1112840
 Spline Type:
10 SAE 1-1/2" - 10c
 Control Arm:
Type 1
 Supplied with:
 -

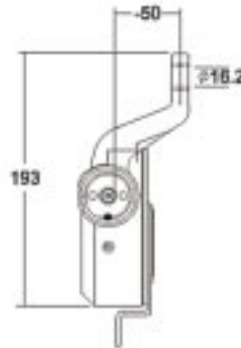
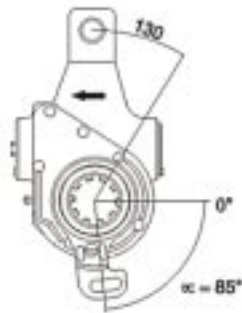
European Type ASA

4W2600



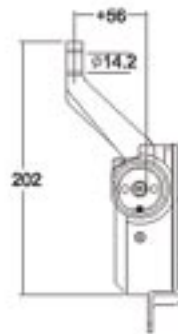
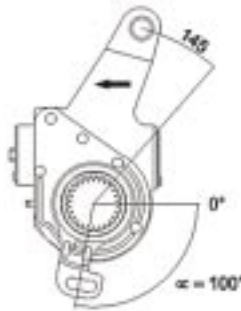
To Fit:
Scania Truck
 Replaces Haldex:
72892
 Replaces OEM:
394193
 Spline Type:
10 SAE 1-1/2" - 10c
 Control Arm:
Type 1
 Supplied with:
 -

4W2605



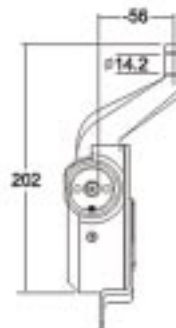
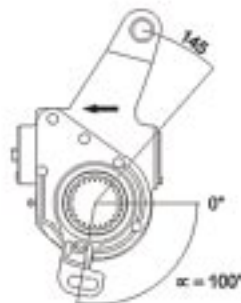
To Fit:
Scania Truck
 Replaces Haldex:
72893
 Replaces OEM:
394194
 Spline Type:
10 SAE 1-1/2" - 10c
 Control Arm:
Type 1
 Supplied with:
 -

4W2610



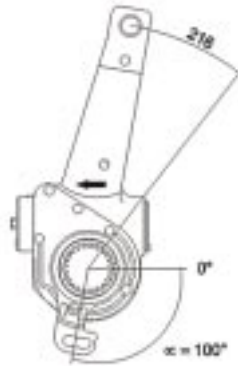
To Fit:
MAN Truck
 Replaces Haldex:
79205
 Replaces OEM:
81506106214
 Spline Type:
26 DIN 5480 N42 x 1.5
 Control Arm:
Type 1
 Supplied with:
 -

4W2615



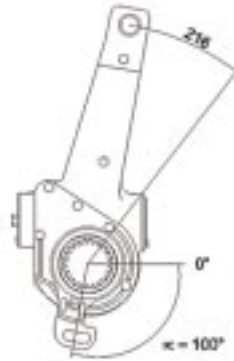
To Fit:
MAN Truck
 Replaces Haldex:
79206
 Replaces OEM:
81506106215
 Spline Type:
26 DIN 5480 N42 x 1.5
 Control Arm:
Type 1
 Supplied with:
 -

4W2620



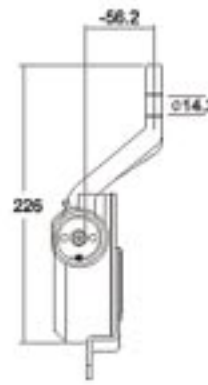
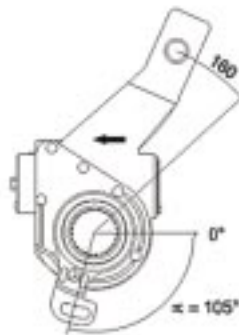
To Fit:
MAN Truck and Bus
 Replaces Haldex:
79223
 Replaces OEM:
81506106220
 Spline Type:
26 DIN 5480 N42 x 1.5
 Control Arm:
Type 1
 Supplied with:
 -

4W2625



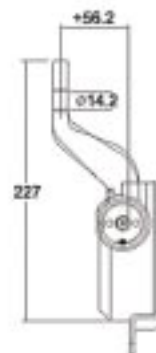
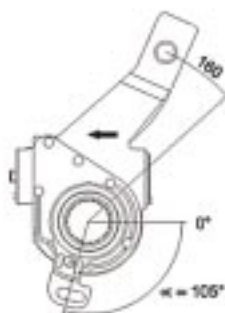
To Fit:
MAN Truck and Bus
 Replaces Haldex:
79224
 Replaces OEM:
81506106221
 Spline Type:
26 DIN 5480 N42 x 1.5
 Control Arm:
Type 1
 Supplied with:
 -

4W2630



To Fit:
Renault Truck
 Replaces Haldex:
79296
 Replaces OEM:
5010098862
 Spline Type:
27 E22-151 BNA-42 x 1.5 Module
 Control Arm:
Type 1
 Supplied with:
 -

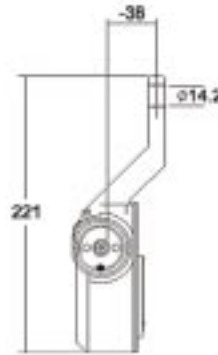
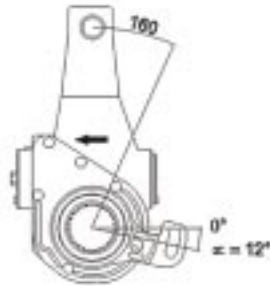
4W2635



To Fit:
Renault Truck
 Replaces Haldex:
79297
 Replaces OEM:
5010098863
 Spline Type:
27 E22-151 BNA-42 x 1.5 Module
 Control Arm:
Type 1
 Supplied with:
 -

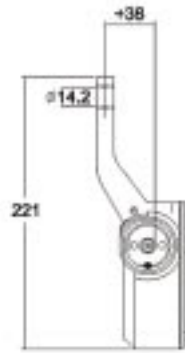
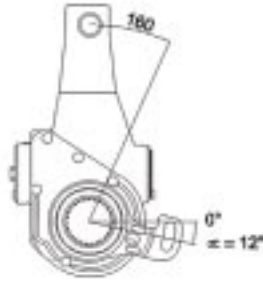
European Type ASA

4W2640



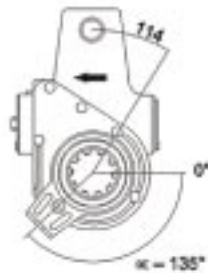
To Fit:
Renault Truck
 Replaces Haldex:
79299
 Replaces OEM:
5010216843
 Spline Type:
27 E22-151 BNA-42 x 1.5 Module
 Control Arm:
Type 1
 Supplied with:
 -

4W2645



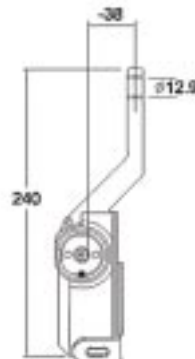
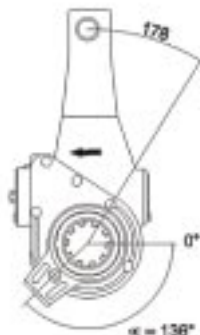
To Fit:
Renault Truck
 Replaces Haldex:
79300
 Replaces OEM:
5010216844
 Spline Type:
27 E22-151 BNA-42 x 1.5 Module
 Control Arm:
Type 1
 Supplied with:
 -

4W2650



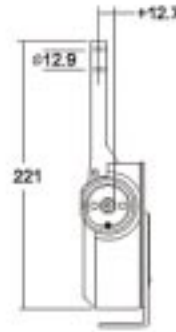
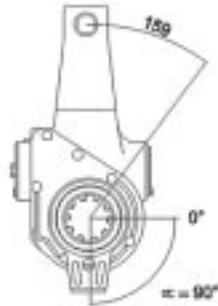
To Fit:
Leyland Bus
 Replaces Haldex:
70510
 Replaces OEM:
10907244
 Spline Type:
10 SAE 1-1/2" - 10c
 Control Arm:
Type 5
 Supplied with:
Peg Bolt

4W2655



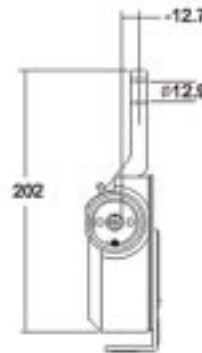
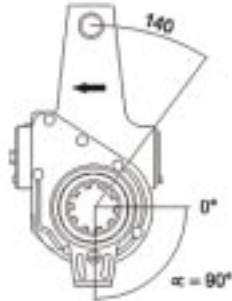
To Fit:
Leyland Bus
 Replaces Haldex:
70511
 Replaces OEM:
10907245
 Spline Type:
10 SAE 1-1/2" - 10c
 Control Arm:
Type 5
 Supplied with:
Peg Bolt

4W2660



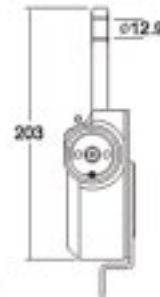
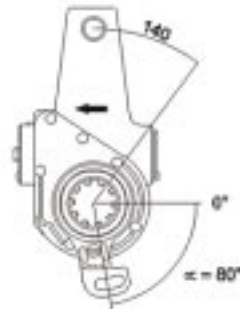
To Fit:
Volvo Bus
 Replaces Haldex:
72915
 Replaces OEM:
1136430
 Spline Type:
10 SAE 1-1/2" - 10c
 Control Arm:
Type 5
 Supplied with:
Peg Bolt

4W2665



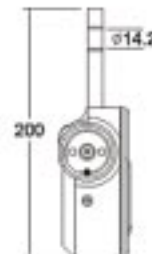
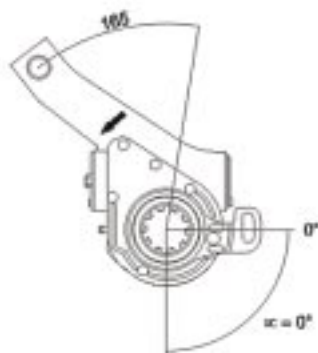
To Fit:
Volvo Bus
 Replaces Haldex:
72916
 Replaces OEM:
1136431
 Spline Type:
10 SAE 1-1/2" - 10c
 Control Arm:
Type 5
 Supplied with:
Peg Bolt

4W2670



To Fit:
Leyland Truck
 Replaces Haldex:
72407
 Replaces OEM:
ACU8348
 Spline Type:
10 SAE 1-1/2" - 10c
 Control Arm:
Type 1
 Supplied with:
 -

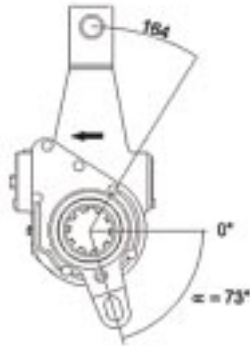
4W2675



To Fit:
DAF Truck
 Replaces Haldex:
72541
 Replaces OEM:
0159592
 Spline Type:
10 SAE 1-1/2" - 10c
 Control Arm:
Type 1
 Supplied with:
 -

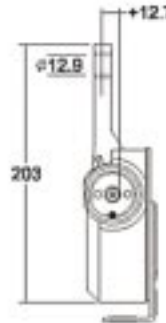
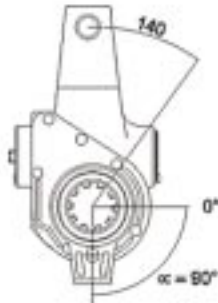
European Type ASA

4W2680



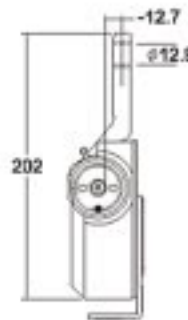
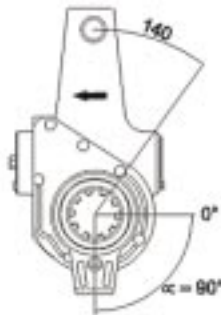
To Fit:
Neoplan Bus
 Replaces Haldex:
72951
 Replaces OEM:
276525
 Spline Type:
10 SAE 1-1/2" - 10c
 Control Arm:
Type 15
 Supplied with:
Peg Bolt

4W2685



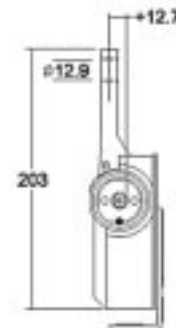
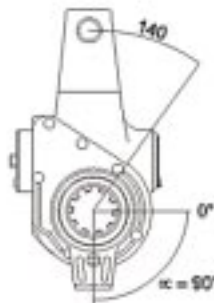
To Fit:
Volvo Bus
 Replaces Haldex:
72906
 Replaces OEM:
1135394
 Spline Type:
10 SAE 1-1/2" - 10c
 Control Arm:
Type 5
 Supplied with:
Peg Bolt

4W2690



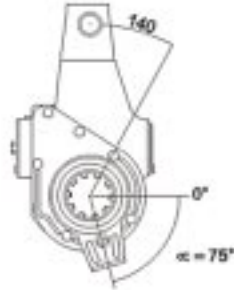
To Fit:
Volvo Bus
 Replaces Haldex:
72907
 Replaces OEM:
1135395
 Spline Type:
10 SAE 1-1/2" - 10c
 Control Arm:
Type 5
 Supplied with:
Peg Bolt

4W2695



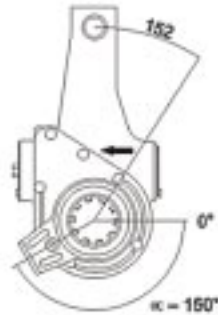
To Fit:
Volvo Truck
 Replaces Haldex:
72672
 Replaces OEM:
1592871
 Spline Type:
10 SAE 1-1/2" - 10c
 Control Arm:
Type 5
 Supplied with:
Peg Bolt

4W2700



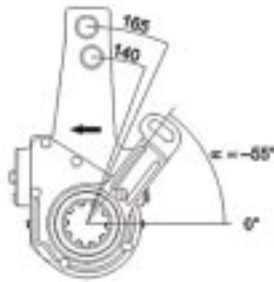
To Fit:
MCW Bus
 Replaces Haldex:
70894
 Replaces OEM:
 -
 Spline Type:
10 SAE 1-1/2" - 10c
 Control Arm:
Type 5
 Supplied with:
Peg Bolt

4W2705



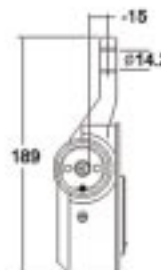
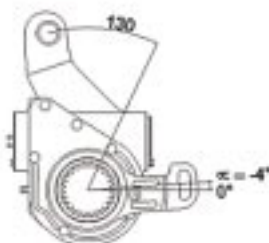
To Fit:
Volvo Truck
 Replaces Haldex:
72676
 Replaces OEM:
1592876
 Spline Type:
10 SAE 1-1/2" - 10c
 Control Arm:
Type 5
 Supplied with:
Peg Bolt

4W2710



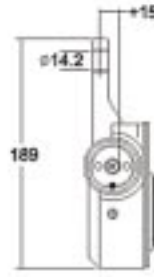
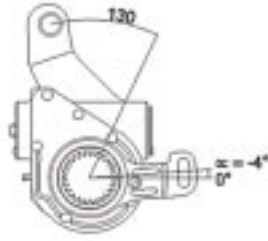
To Fit:
Scania Truck and Bus
 Replaces Haldex:
72654
 Replaces OEM:
1112841
 Spline Type:
10 SAE 1-1/2" - 10c
 Control Arm:
Type 3
 Supplied with:
 -

4W2715



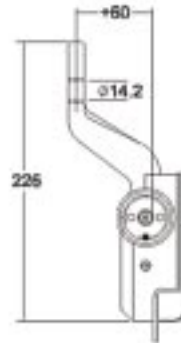
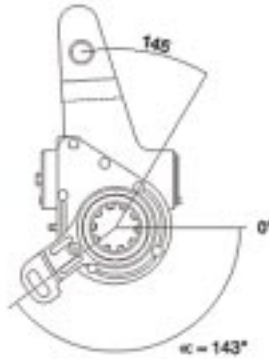
To Fit:
Mercedes Bus
 Replaces Haldex:
72211
 Replaces OEM:
3574201138
 Spline Type:
26 DIN 5480 N42 x 1.5
 Control Arm:
Type 4
 Supplied with:
 -

4W2720



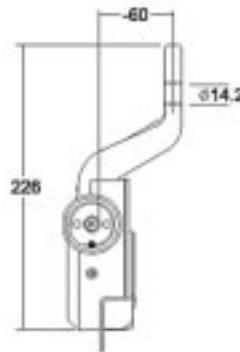
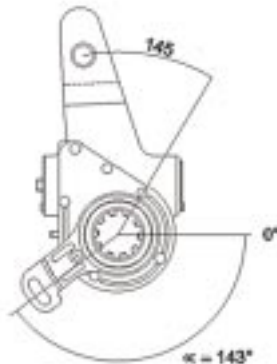
To Fit:
Mercedes Bus
 Replaces Haldex:
72212
 Replaces OEM:
3574201238
 Spline Type:
26 DIN 5480 N42 x 1.5
 Control Arm:
Type 4
 Supplied with:
 -

4W2725



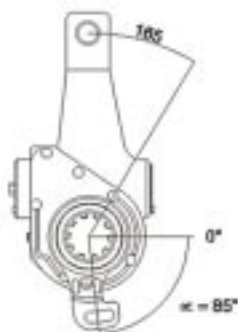
To Fit:
DAF Truck
 Replaces Haldex:
72886
 Replaces OEM:
1263485
 Spline Type:
10 SAE 1-1/2" - 10c
 Control Arm:
Type 4
 Supplied with:
 -

4W2730



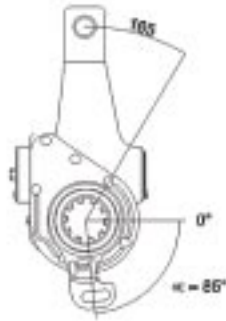
To Fit:
DAF Truck
 Replaces Haldex:
72887
 Replaces OEM:
1263486
 Spline Type:
10 SAE 1-1/2" - 10c
 Control Arm:
Type 4
 Supplied with:
 -

4W2735



To Fit:
Scania Truck and Bus
 Replaces Haldex:
79442
 Replaces OEM:
1358634
 Spline Type:
10 SAE 1-1/2" - 10c
 Control Arm:
Type 1
 Supplied with:
 -

4W2740



To Fit:
Scania Truck and Bus

Replaces Haldex:
79443

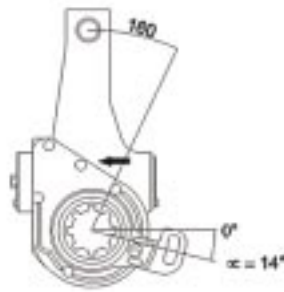
Replaces OEM:
1358635

Spline Type:
10 SAE 1-1/2" - 10c

Control Arm:
Type 1

Supplied with:
-

4W2745



To Fit:
Iveco Truck

Replaces Haldex:
70810

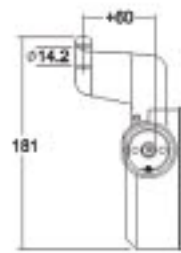
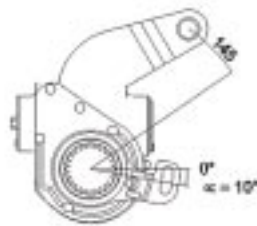
Replaces OEM:
4692759

Spline Type:
8 x DIN 5363

Control Arm:
Type 1

Supplied with:
-

4W2750



To Fit:
Mercedes Truck

Replaces Haldex:
72038

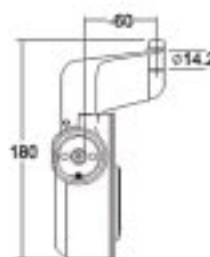
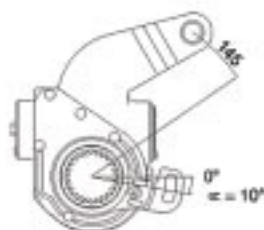
Replaces OEM:
6234200738

Spline Type:
26 DIN 5480 N42 x 1.5

Control Arm:
Type 1

Supplied with:
-

4W2755



To Fit:
Mercedes Truck

Replaces Haldex:
72039

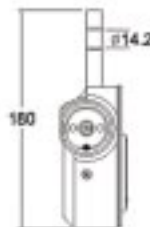
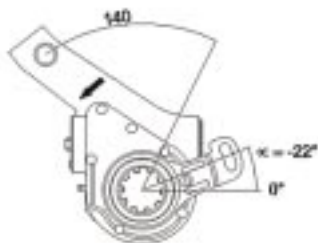
Replaces OEM:
6234200638

Spline Type:
26 DIN 5480 N42 x 1.5

Control Arm:
Type 1

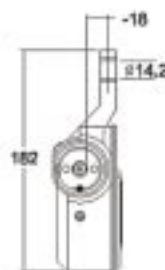
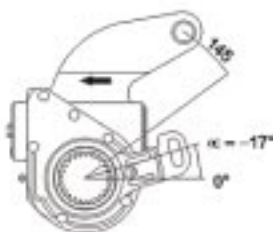
Supplied with:
-

4W2760



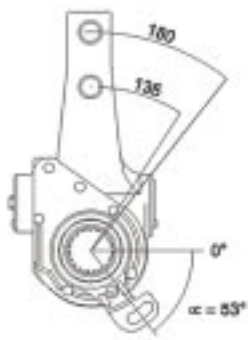
To Fit:
DAF Truck
 Replaces Haldex:
72530
 Replaces OEM:
0159560
 Spline Type:
10 SAE 1-1/2" - 10c
 Control Arm:
Type 4
 Supplied with:
 -

4W2765



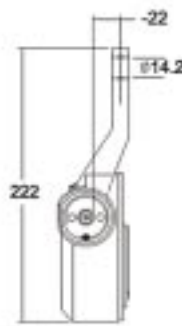
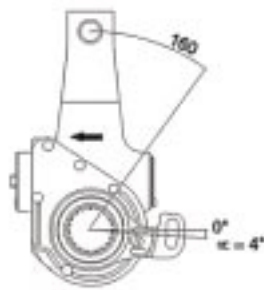
To Fit:
Mercedes Truck
 Replaces Haldex:
70754
 Replaces OEM:
3894200438
 Spline Type:
26 DIN 5480 N42 x 1.5
 Control Arm:
Type 4
 Supplied with:
 -

4W2770



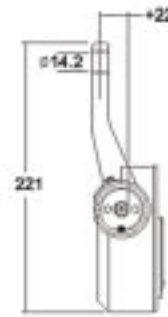
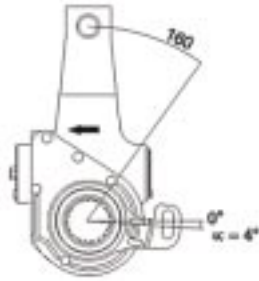
To Fit:
Saurer Truck
 Replaces Haldex:
70762
 Replaces OEM:
 -
 Spline Type:
19 DIN - 5482
 Control Arm:
Type 1
 Supplied with:
 -

4W2775



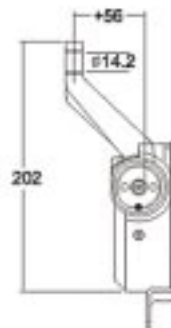
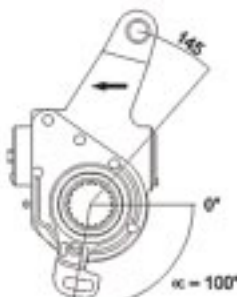
To Fit:
Van Hool Bus
 Replaces Haldex:
72459
 Replaces OEM:
633104610
 Spline Type:
19 DIN - 5482
 Control Arm:
Type 1
 Supplied with:
 -

4W2780



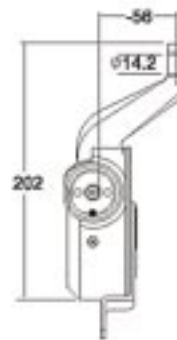
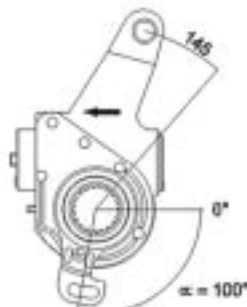
To Fit:
Van Hool Bus
 Replaces Haldex:
72460
 Replaces OEM:
633104620
 Spline Type:
19 DIN - 5482
 Control Arm:
Type 1
 Supplied with:
 -

4W2785



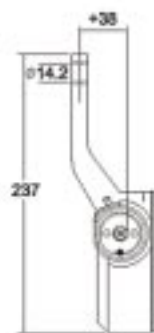
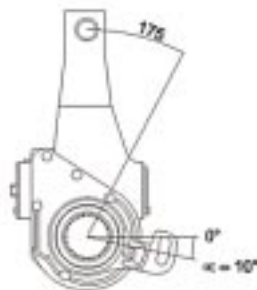
To Fit:
Liaz Bus
 Replaces Haldex:
72688
 Replaces OEM:
070276010
 Spline Type:
19 DIN - 5482
 Control Arm:
Type 1
 Supplied with:
 -

4W2790



To Fit:
Liaz Bus
 Replaces Haldex:
72689
 Replaces OEM:
070276011
 Spline Type:
19 DIN - 5482
 Control Arm:
Type 1
 Supplied with:
 -

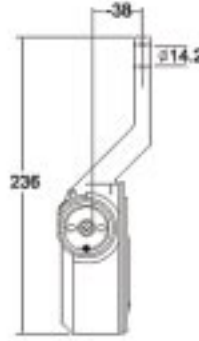
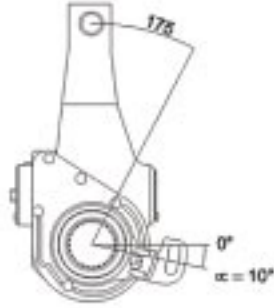
4W2795



To Fit:
Renault Truck
 Replaces Haldex:
79017
 Replaces OEM:
5000791212
 Spline Type:
27 E22-151 BNA-42 x 1.5 Module
 Control Arm:
Type 1
 Supplied with:
 -

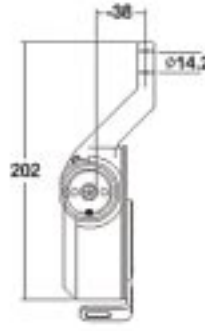
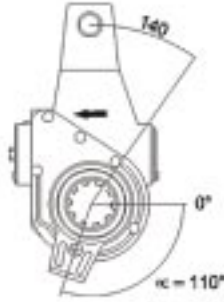
European Type ASA

4W2800



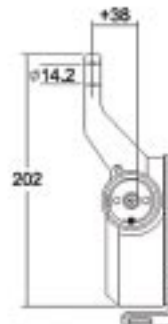
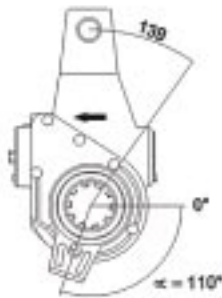
To Fit:
Renault Truck
 Replaces Haldex:
79018
 Replaces OEM:
5000791213
 Spline Type:
27 E22-151 BNA-42 x 1.5 Module
 Control Arm:
Type 1
 Supplied with:
 -

4W2805



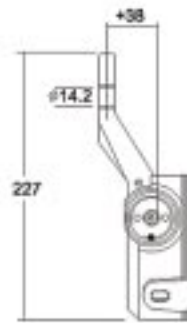
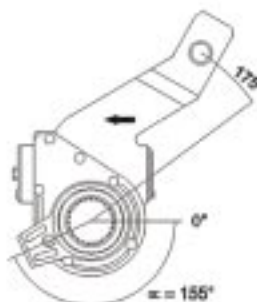
To Fit:
DAF Truck and Bus
 Replaces Haldex:
70824
 Replaces OEM:
9007271
 Spline Type:
10 SAE 1-1/2" - 10c
 Control Arm:
Type 5
 Supplied with:
Peg Bolt

4W2810



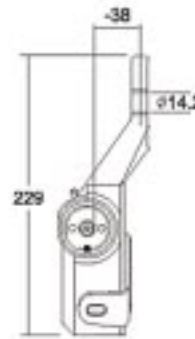
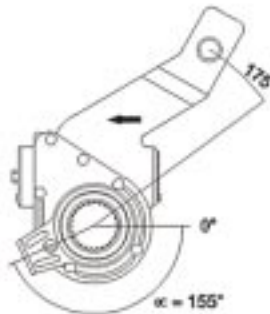
To Fit:
DAF Truck and Bus
 Replaces Haldex:
70825
 Replaces OEM:
9007272
 Spline Type:
10 SAE 1-1/2" - 10c
 Control Arm:
Type 5
 Supplied with:
Peg Bolt

4W2815



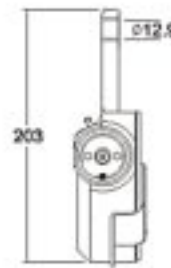
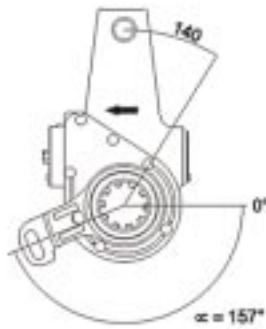
To Fit:
Renault Truck and Bus
 Replaces Haldex:
79007
 Replaces OEM:
5000787264
 Spline Type:
27 E22-151 BNA-42 x 1.5 Module
 Control Arm:
Type 5
 Supplied with:
Peg Bolt

4W2820



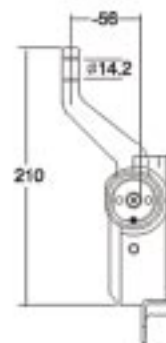
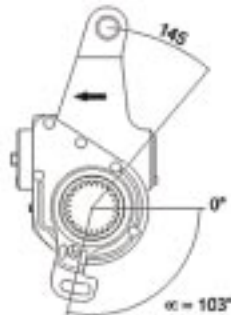
To Fit:
Renault Truck and Bus
 Replaces Haldex:
79008
 Replaces OEM:
5000787265
 Spline Type:
27 E22-151 BNA-42 x 1.5 Module
 Control Arm:
Type 5
 Supplied with:
Peg Bolt

4W2825



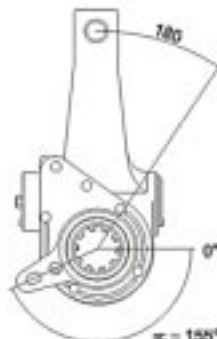
To Fit:
Dennis Bus
 Replaces Haldex:
70986
 Replaces OEM:
611485
 Spline Type:
10 SAE 1-1/2" - 10c
 Control Arm:
Type 4
 Supplied with:
 -

4W2830



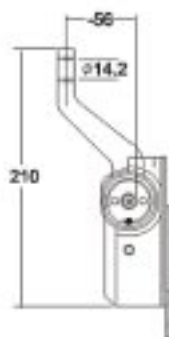
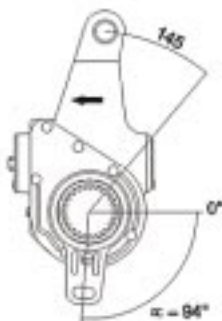
To Fit:
Mercedes Bus
 Replaces Haldex:
72070
 Replaces OEM:
3454200838
 Spline Type:
26 DIN 5480 N42 x 1.5
 Control Arm:
Type 1
 Supplied with:
 -

4W2835



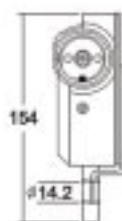
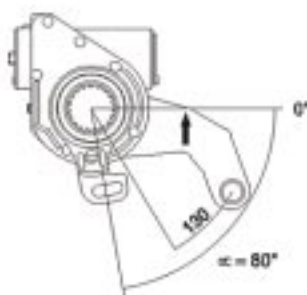
To Fit:
Leyland Bus
 Replaces Haldex:
70530
 Replaces OEM:
843685
 Spline Type:
10 SAE 1-1/2" - 10c
 Control Arm:
Type 16
 Supplied with:
 -

4W2840



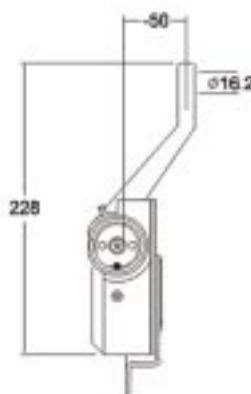
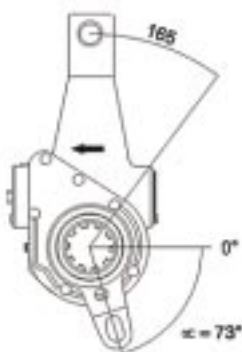
To Fit:
Mercedes Truck
 Replaces Haldex:
70917
 Replaces OEM:
3854201138
 Spline Type:
26 DIN 5480 N42 x 1.5
 Control Arm:
Type 17
 Supplied with:
 -

4W2845



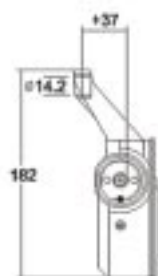
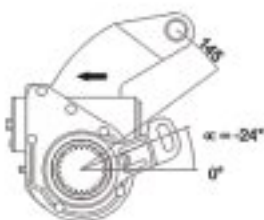
To Fit:
Neoplan Bus
 Replaces Haldex:
72177
 Replaces OEM:
 -
 Spline Type:
19 DIN - 5482
 Control Arm:
Type 1
 Supplied with:
 -

4W2850



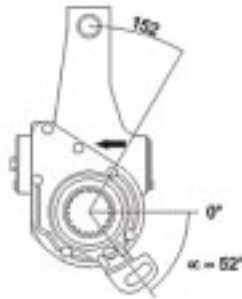
To Fit:
Neoplan Bus
 Replaces Haldex:
72952
 Replaces OEM:
276526
 Spline Type:
10 SAE 1-1/2" - 10c
 Control Arm:
Type 15
 Supplied with:
Peg Bolt

4W2855



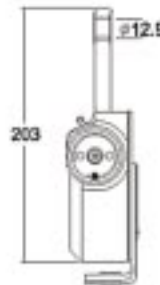
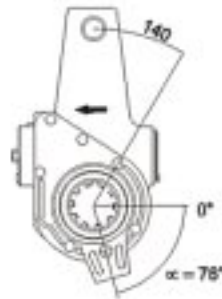
To Fit:
Mercedes Truck
 Replaces Haldex:
72234
 Replaces OEM:
6194200238
 Spline Type:
26 DIN 5480 N42 x 1.5
 Control Arm:
Type 4
 Supplied with:
 -

4W2860



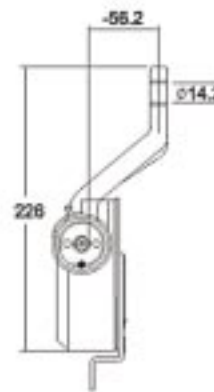
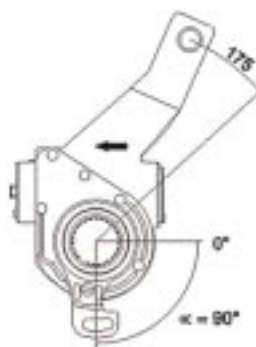
To Fit:
MAN Bus
 Replaces Haldex:
72326
 Replaces OEM:
633106650
 Spline Type:
19 DIN - 5482
 Control Arm:
Type 1
 Supplied with:
 -

4W2865



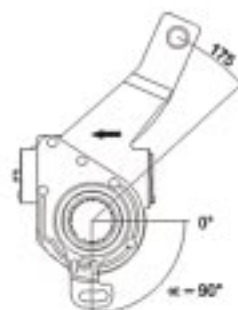
To Fit:
Dennis Bus
 Replaces Haldex:
72393
 Replaces OEM:
651777
 Spline Type:
10 SAE 1-1/2" - 10c
 Control Arm:
Type 5
 Supplied with:
Peg Bolt

4W2870



To Fit:
Renault Truck and Bus
 Replaces Haldex:
79628
 Replaces OEM:
5010067156
 Spline Type:
27 E22-151 BNA-42 x 1.5 Module
 Control Arm:
Type 1
 Supplied with:
 -

4W2875



To Fit:
Renault Truck and Bus
 Replaces Haldex:
79629
 Replaces OEM:
5010067157
 Spline Type:
27 E22-151 BNA-42 x 1.5 Module
 Control Arm:
Type 1
 Supplied with:
 -

European Type ASA

4W2880



To Fit:

DAF Truck

Replaces Haldex:
72546

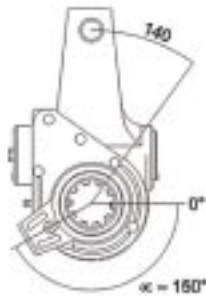
Replaces OEM:
0159569

Spline Type:
10 SAE 1-1/2" - 10c

Control Arm:
Type 1

Supplied with:
-

4W2885



To Fit:

Volvo Truck

Replaces Haldex:
72677

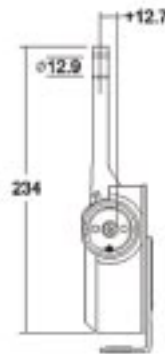
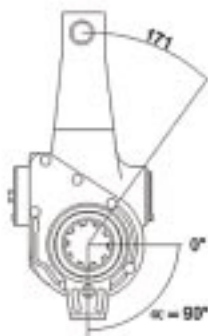
Replaces OEM:
1592877

Spline Type:
10 SAE 1-1/2" - 10c

Control Arm:
Type 5

Supplied with:
Peg Bolt

4W2890



To Fit:

Leyland Bus

Replaces Haldex:
70785

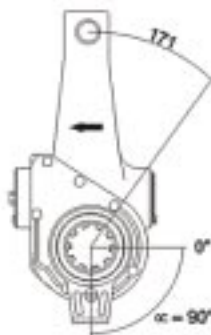
Replaces OEM:
CAL2240

Spline Type:
10 SAE 1-1/2" - 10c

Control Arm:
Type 5

Supplied with:
Peg Bolt

4W2895



To Fit:

Leyland Bus

Replaces Haldex:
70786

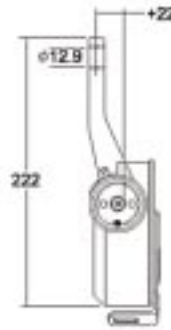
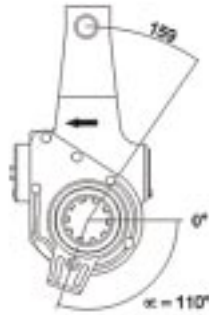
Replaces OEM:
CAL2241

Spline Type:
10 SAE 1-1/2" - 10c

Control Arm:
Type 5

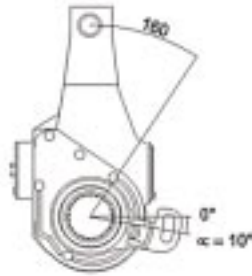
Supplied with:
Peg Bolt

4W2900



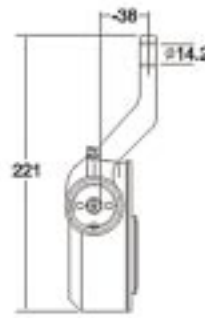
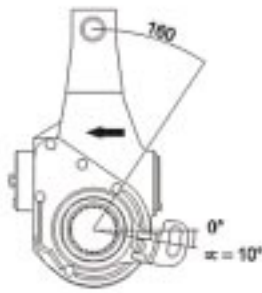
To Fit:
Volvo Bus
 Replaces Haldex:
72719
 Replaces OEM:
1134451
 Spline Type:
10 SAE 1-1/2" - 10c
 Control Arm:
Type 5
 Supplied with:
Peg Bolt

4W2905



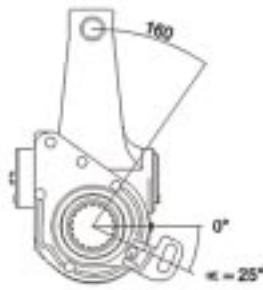
To Fit:
Renault Truck
 Replaces Haldex:
79288
 Replaces OEM:
5010098831
 Spline Type:
28 ANSI-B92.1 - 1996
 Control Arm:
Type 1
 Supplied with:
 -

4W2910



To Fit:
Renault Truck
 Replaces Haldex:
79289
 Replaces OEM:
5010098832
 Spline Type:
28 ANSI-B92.1 - 1996
 Control Arm:
Type 1
 Supplied with:
 -

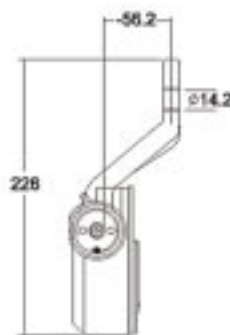
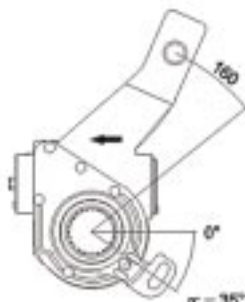
4W2915



To Fit:
Pegaso Truck and Bus
 Replaces Haldex:
72804
 Replaces OEM:
914264
 Spline Type:
19 DIN - 5482
 Control Arm:
Type 1
 Supplied with:
 -

European Type ASA

4W2920



To Fit:
Renault Truck

Replaces Haldex:
79294

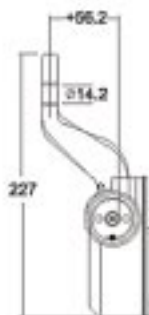
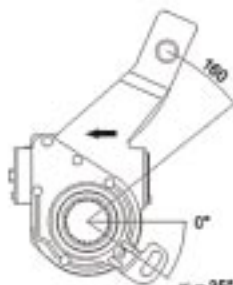
Replaces OEM:
5010098860

Spline Type:
27 E22-151 BNA-42 x 1.5 Module

Control Arm:
Type 1

Supplied with:
-

4W2925



To Fit:
Renault Truck

Replaces Haldex:
79295

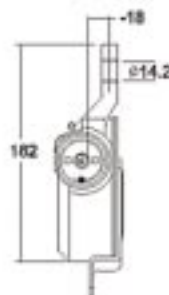
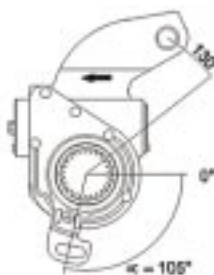
Replaces OEM:
5010098861

Spline Type:
27 E22-151 BNA-42 x 1.5 Module

Control Arm:
Type 1

Supplied with:
-

4W2930



To Fit:
Mercedes Bus

Replaces Haldex:
72809

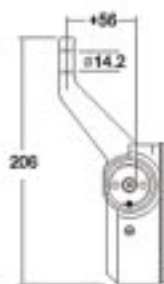
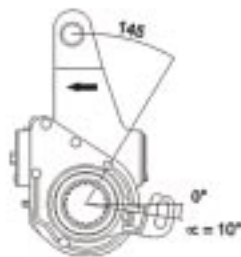
Replaces OEM:
3574201338

Spline Type:
26 DIN 5480 N42 x 1.5

Control Arm:
Type 1

Supplied with:
-

4W2935



To Fit:
DAB Bus

Replaces Haldex:
72854

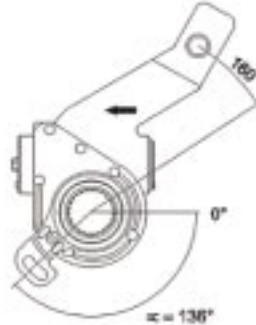
Replaces OEM:
-

Spline Type:
19 DIN - 5482

Control Arm:
Type 1

Supplied with:
-

4W2940



To Fit:
Renault Truck

Replaces Haldex:
79301

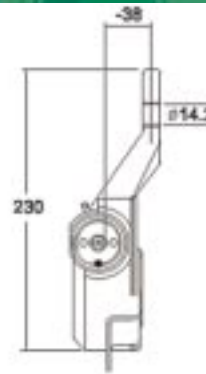
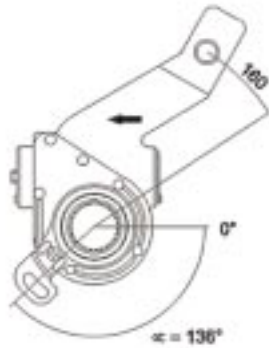
Replaces OEM:
5010216904

Spline Type:
27 E22-151 BNA-42 x 1.5 Module

Control Arm:
Type 1

Supplied with:
-

4W2945



To Fit:
Renault Truck

Replaces Haldex:
79302

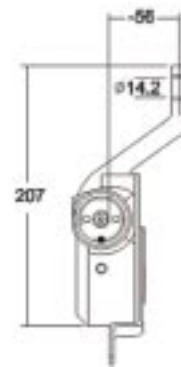
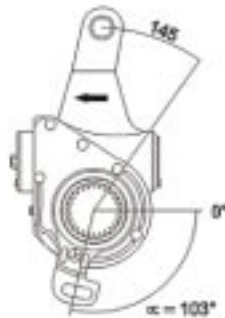
Replaces OEM:
5010216905

Spline Type:
27 E22-151 BNA-42 x 1.5 Module

Control Arm:
Type 1

Supplied with:
-

4W2950



To Fit:
Mercedes Bus

Replaces Haldex:
72069

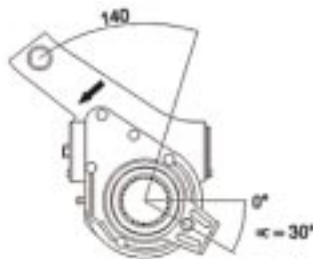
Replaces OEM:
3454200738

Spline Type:
26 DIN 5480 N42 x 1.5

Control Arm:
Type 1

Supplied with:
-

4W2955



To Fit:
Optare Bus

Replaces Haldex:
79177

Replaces OEM:
L2220055

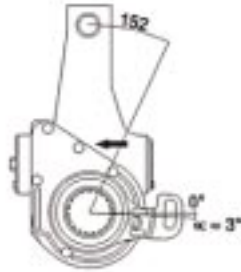
Spline Type:
28 ANSI-B92.1 - 1996

Control Arm:
Type 5

Supplied with:
Peg Bolt

European Type ASA

4W2960



To Fit:
Van Hool Bus

Replaces Haldex:
72330

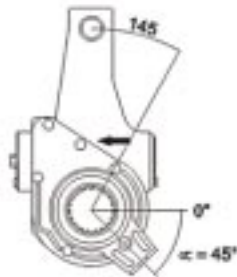
Replaces OEM:
3177673

Spline Type:
19 DIN - 5482

Control Arm:
Type 1

Supplied with:
-

4W2965



To Fit:
Kassbohrer Bus

Replaces Haldex:
70720

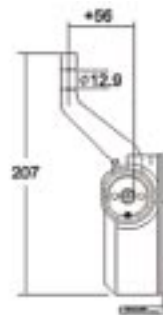
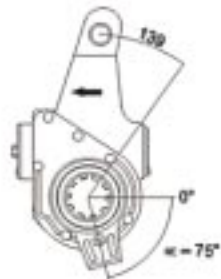
Replaces OEM:
82830003040

Spline Type:
19 DIN - 5482

Control Arm:
Type 5

Supplied with:
Peg Bolt

4W2970



To Fit:
MCW Bus

Replaces Haldex:
70931

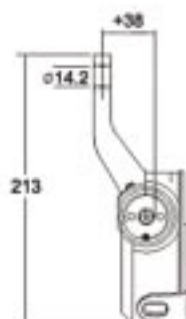
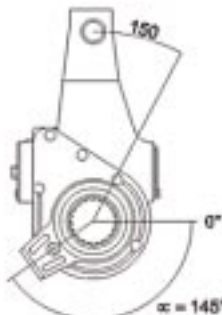
Replaces OEM:
-

Spline Type:
10 SAE 1-1/2" - 10c

Control Arm:
Type 5

Supplied with:
Peg Bolt

4W2975



To Fit:
Kassbohrer Bus

Replaces Haldex:
72592

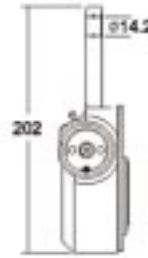
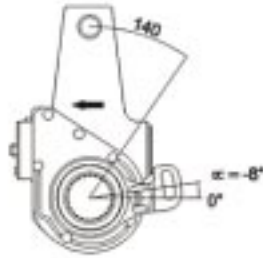
Replaces OEM:
82850002140

Spline Type:
19 DIN - 5482

Control Arm:
Type 5

Supplied with:
Peg Bolt

4W2980



To Fit:
Renault Truck

Replaces Haldex:
79019

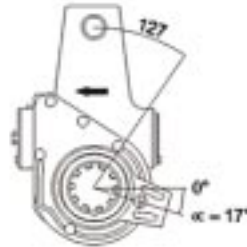
Replaces OEM:
5010037900

Spline Type:
**27 E22-151 BNA-42
x 27 Teeth 1.5 Module**

Control Arm:
Type 1

Supplied with:
-

4W2985



To Fit:
Renault Bus

Replaces Haldex:
72145

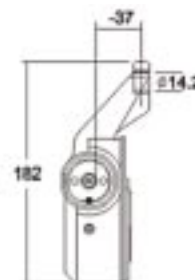
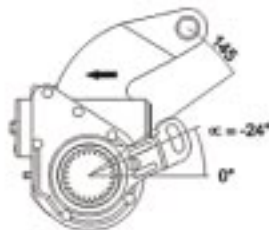
Replaces OEM:
612051

Spline Type:
10 SAE 1-1/2" - 10c

Control Arm:
Type 5

Supplied with:
Peg Bolt

4W2990



To Fit:
Mercedes Truck

Replaces Haldex:
72235

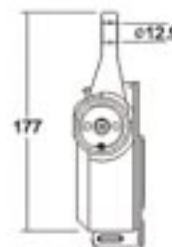
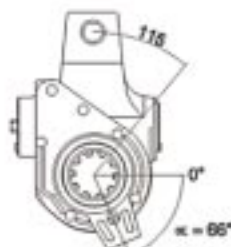
Replaces OEM:
6194200338

Spline Type:
26 DIN 5480 N42 x 1.5

Control Arm:
Type 4

Supplied with:
-

4W2995



To Fit:
MCW Bus

Replaces Haldex:
72361

Replaces OEM:
653509

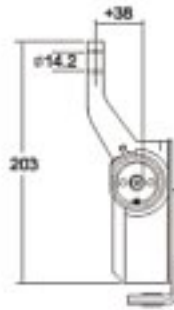
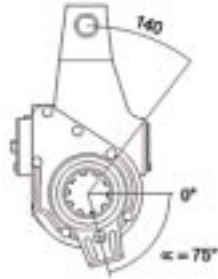
Spline Type:
10 SAE 1-1/2" - 10c

Control Arm:
Type 5

Supplied with:
Peg Bolt

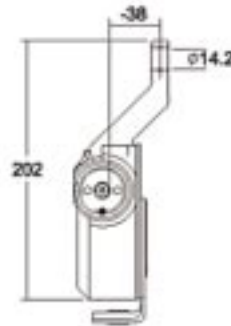
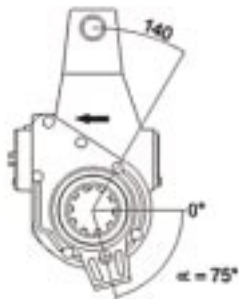
European Type ASA

4W3000



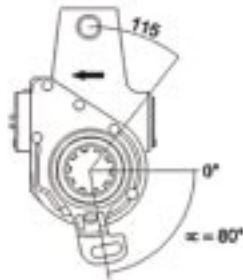
To Fit:
DAF Bus
 Replaces Haldex:
72816
 Replaces OEM:
 -
 Spline Type:
10 SAE 1-1/2" - 10c
 Control Arm:
Type 5
 Supplied with:
Peg Bolt

4W3005



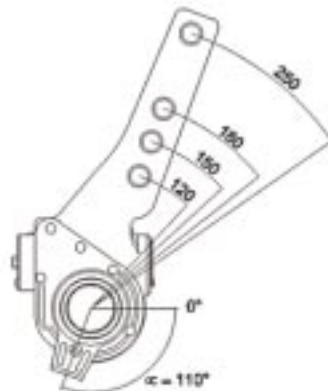
To Fit:
DAF Bus
 Replaces Haldex:
72815
 Replaces OEM:
 -
 Spline Type:
10 SAE 1-1/2" - 10c
 Control Arm:
Type 5
 Supplied with:
Peg Bolt

4W3010



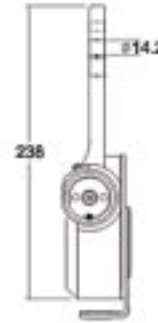
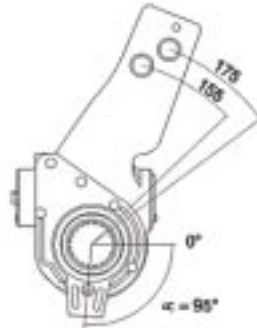
To Fit:
Leyland Truck
 Replaces Haldex:
72405
 Replaces OEM:
ACU8346
 Spline Type:
10 SAE 1-1/2" - 10c
 Control Arm:
Type 1
 Supplied with:
 -

4W3015



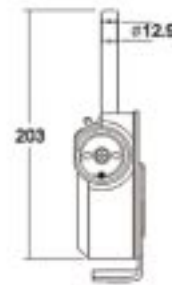
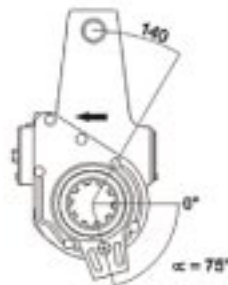
To Fit:
Kassbohrer Trailer
 Replaces Haldex:
72416
 Replaces OEM:
014265271135
 Spline Type:
37 DIN 5481
 Control Arm:
Type 5
 Supplied with:
Peg Bolt

4W3020



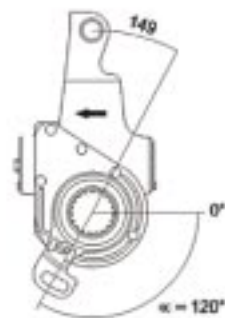
To Fit:
Ikarus Bus
 Replaces Haldex:
72853
 Replaces OEM:
 -
 Spline Type:
20
 Control Arm:
Type 5
 Supplied with:
Peg Bolt

4W3025



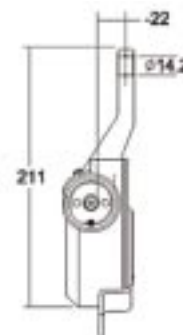
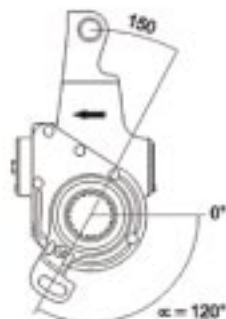
To Fit:
Foden Truck
 Replaces Haldex:
72457
 Replaces OEM:
 -
 Spline Type:
10 SAE 1-1/2" - 10c
 Control Arm:
Type 5
 Supplied with:
Peg Bolt

4W3030



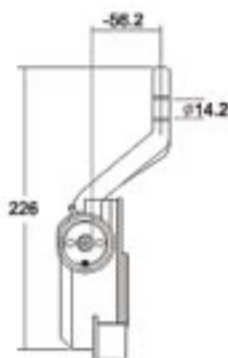
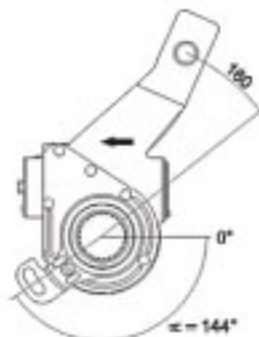
To Fit:
Van Hool Bus
 Replaces Haldex:
72462
 Replaces OEM:
633104690
 Spline Type:
19 DIN - 5482
 Control Arm:
Type 1
 Supplied with:
 -

4W3035



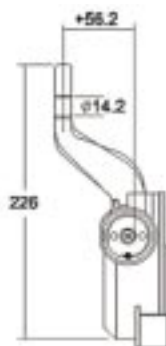
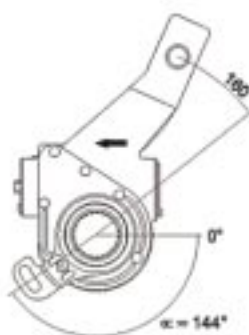
To Fit:
Van Hool Bus
 Replaces Haldex:
72461
 Replaces OEM:
633104700
 Spline Type:
19 DIN - 5482
 Control Arm:
Type 1
 Supplied with:
 -

4W3040



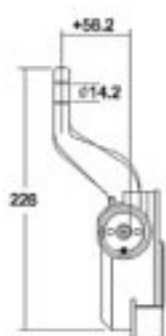
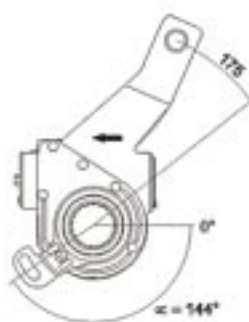
To Fit:
Renault Truck
 Replaces Haldex:
79310
 Replaces OEM:
5010260117
 Spline Type:
27 E22-151 BNA-42
x 27 Teeth 1.5 Module
 Control Arm:
Type 2
 Supplied with:
 -

4W3045



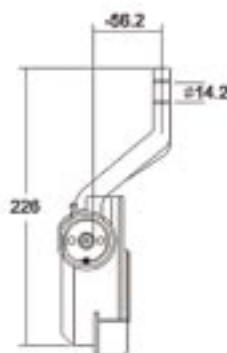
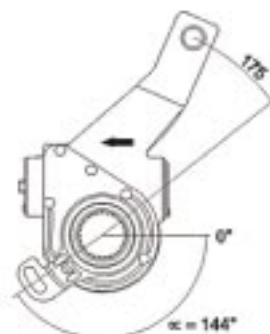
To Fit:
Renault Truck
 Replaces Haldex:
79311
 Replaces OEM:
5010260118
 Spline Type:
27 E22-151 BNA-42
x 27 Teeth 1.5 Module
 Control Arm:
Type 2
 Supplied with:
 -

4W3050



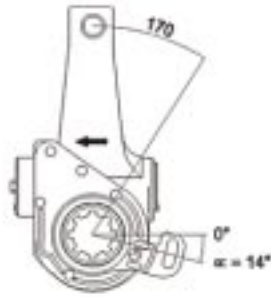
To Fit:
Renault Truck
 Replaces Haldex:
79309
 Replaces OEM:
5010260116
 Spline Type:
27 E22-151 BNA-42
x 27 Teeth 1.5 Module
 Control Arm:
Type 2
 Supplied with:
 -

4W3055



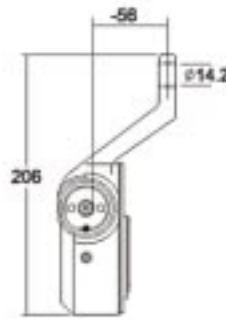
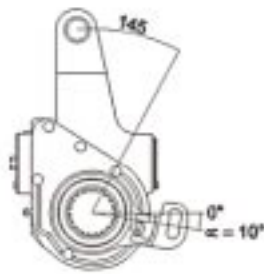
To Fit:
Renault Truck
 Replaces Haldex:
79308
 Replaces OEM:
5010260115
 Spline Type:
27 E22-151 BNA-42
x 27 Teeth 1.5 Module
 Control Arm:
Type 2
 Supplied with:
 -

4W3060



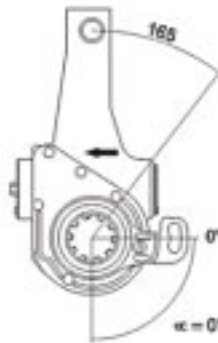
To Fit:
Fiat Bus
 Replaces Haldex:
70891
 Replaces OEM:
 -
 Spline Type:
8 x DIN 5363
 Control Arm:
Type 1
 Supplied with:
 -

4W3655



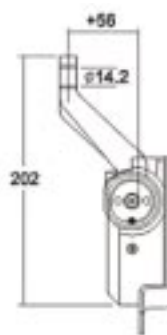
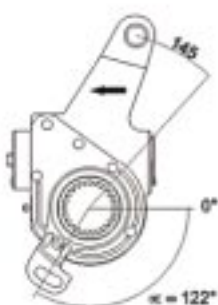
To Fit:
DAB Bus
 Replaces Haldex:
72855
 Replaces OEM:
 -
 Spline Type:
19 DIN - 5482
 Control Arm:
Type 1
 Supplied with:
 -

4W3070



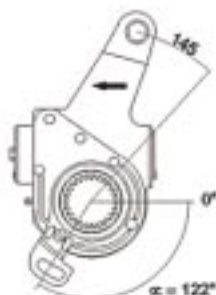
To Fit:
DAF Truck
 Replaces Haldex:
72553
 Replaces OEM:
0159578
 Spline Type:
10 SAE 1-1/2" - 10c
 Control Arm:
Type 1
 Supplied with:
 -

4W3075



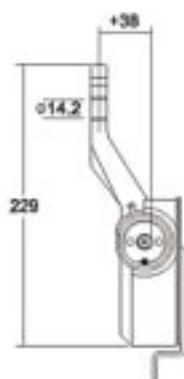
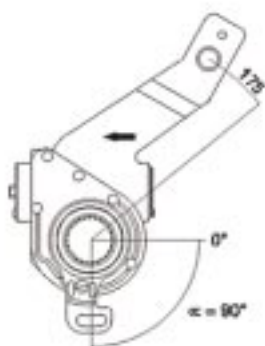
To Fit:
Mercedes Truck
 Replaces Haldex:
72616
 Replaces OEM:
6194200638
 Spline Type:
26 DIN 5480 N42 x 1.5
 Control Arm:
Type 1
 Supplied with:
 -

4W3080



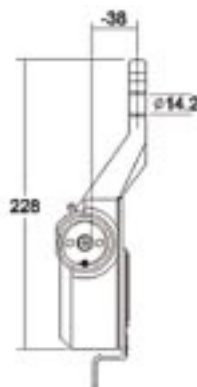
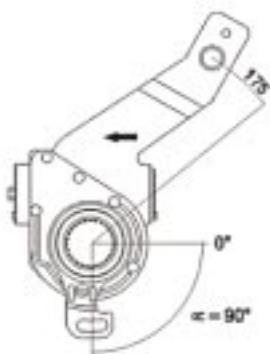
To Fit:
Mercedes Truck
 Replaces Haldex:
72617
 Replaces OEM:
6194200738
 Spline Type:
26 DIN 5480 N42 x 1.5
 Control Arm:
Type 1
 Supplied with:
 -

4W3085



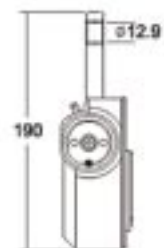
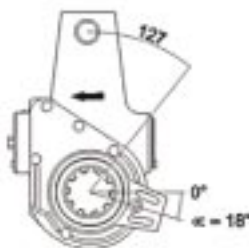
To Fit:
Renault Bus
 Replaces Haldex:
79020
 Replaces OEM:
5010013393
 Spline Type:
**27 E22-151 BNA-42
 x 27 Teeth 1.5 Module**
 Control Arm:
Type 1
 Supplied with:
 -

4W3090



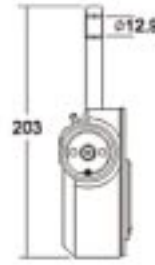
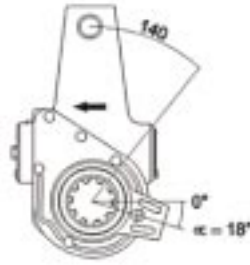
To Fit:
Renault Bus
 Replaces Haldex:
79021
 Replaces OEM:
5010013394
 Spline Type:
**27 E22-151 BNA-42
 x 27 Teeth 1.5 Module**
 Control Arm:
Type 1
 Supplied with:
 -

4W3095



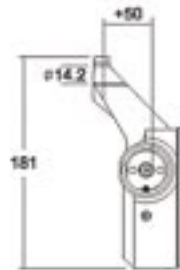
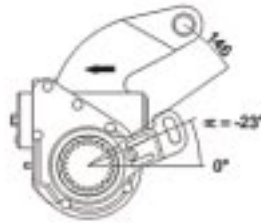
To Fit:
Dennis Bus
 Replaces Haldex:
72362
 Replaces OEM:
651626
 Spline Type:
10 SAE 1-1/2" - 10c
 Control Arm:
Type 5
 Supplied with:
Peg Bolt

4W3100



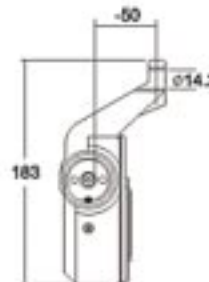
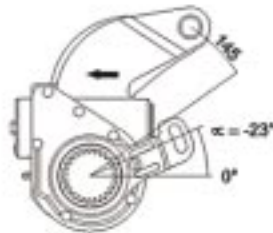
To Fit:
Foden Truck
 Replaces Haldex:
72333
 Replaces OEM:
 -
 Spline Type:
10 SAE 1-1/2" - 10c
 Control Arm:
Type 5
 Supplied with:
Peg Bolt

4W3105



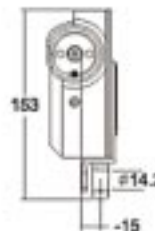
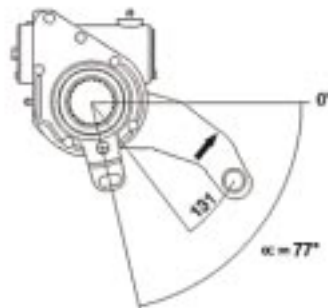
To Fit:
Mercedes Truck
 Replaces Haldex:
72597
 Replaces OEM:
6544200038
 Spline Type:
26 DIN 5480 N42 x 1.5
 Control Arm:
Type 4
 Supplied with:
 -

4W3110



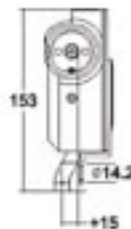
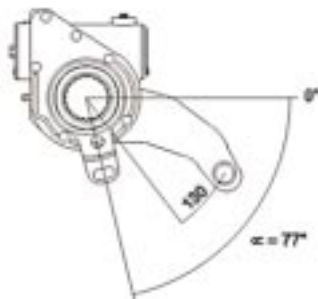
To Fit:
Mercedes Truck
 Replaces Haldex:
72598
 Replaces OEM:
6544200138
 Spline Type:
26 DIN 5480 N42 x 1.5
 Control Arm:
Type 4
 Supplied with:
 -

4W3115



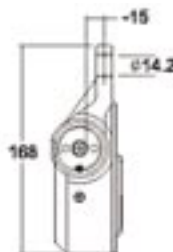
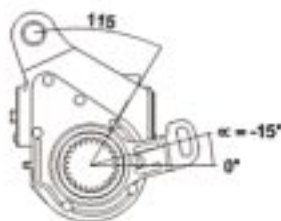
To Fit:
MAN Bus
 Replaces Haldex:
79225
 Replaces OEM:
81506106222
 Spline Type:
26 DIN 5480 N42 x 1.5
 Control Arm:
Type 18
 Supplied with:
 -

4W3120



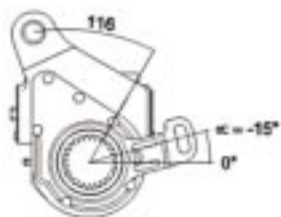
To Fit:
MAN Bus
 Replaces Haldex:
79226
 Replaces OEM:
81506106223
 Spline Type:
26 DIN 5480 N42 x 1.5
 Control Arm:
Type 18
 Supplied with:
 -

4W3125



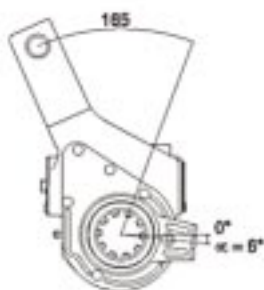
To Fit:
Mercedes Bus
 Replaces Haldex:
70772
 Replaces OEM:
3074200138
 Spline Type:
26 DIN 5480 N42 x 1.5
 Control Arm:
Type 4
 Supplied with:
 -

4W3130



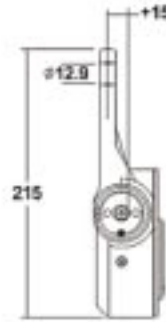
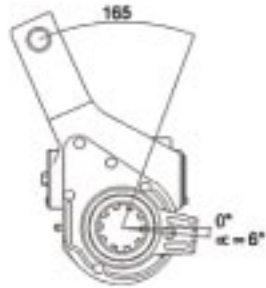
To Fit:
Mercedes Bus
 Replaces Haldex:
70771
 Replaces OEM:
3074200238
 Spline Type:
26 DIN 5480 N42 x 1.5
 Control Arm:
Type 4
 Supplied with:
 -

4W3135



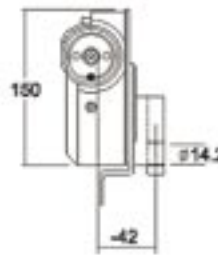
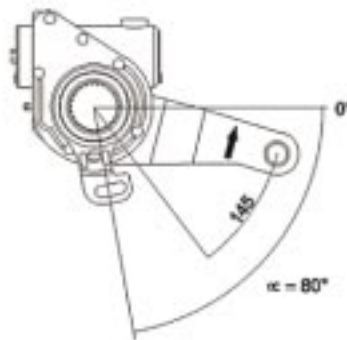
To Fit:
Volvo Bus
 Replaces Haldex:
72785
 Replaces OEM:
1197966
 Spline Type:
10 SAE 1-1/2" - 10c
 Control Arm:
Type 5
 Supplied with:
Peg Bolt

4W3140



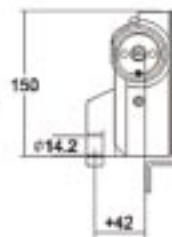
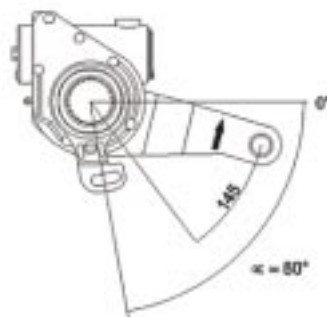
To Fit:
Volvo Bus
 Replaces Haldex:
72784
 Replaces OEM:
1197965
 Spline Type:
10 SAE 1-1/2" - 10c
 Control Arm:
Type 5
 Supplied with:
Peg Bolt

4W3145



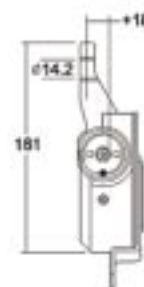
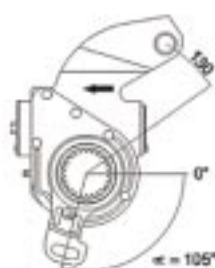
To Fit:
Mercedes Truck
 Replaces Haldex:
72040
 Replaces OEM:
3854201738
 Spline Type:
26 DIN 5480 N42 x 1.5
 Control Arm:
Type 1
 Supplied with:
 -

4W3150



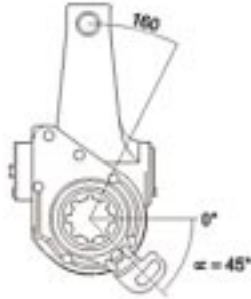
To Fit:
Mercedes Truck
 Replaces Haldex:
72041
 Replaces OEM:
3854201838
 Spline Type:
26 DIN 5480 N42 x 1.5
 Control Arm:
Type 1
 Supplied with:
 -

4W3155



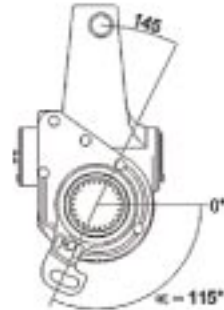
To Fit:
Mercedes Bus
 Replaces Haldex:
72810
 Replaces OEM:
3574201438
 Spline Type:
26 DIN 5480 N42 x 1.5
 Control Arm:
Type 1
 Supplied with:
 -

4W3160



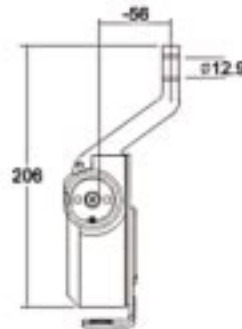
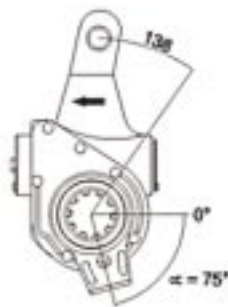
To Fit:
Iveco Bus
 Replaces Haldex:
70809
 Replaces OEM:
4695754
 Spline Type:
8 x DIN 5363
 Control Arm:
Type 1
 Supplied with:
 -

4W3165



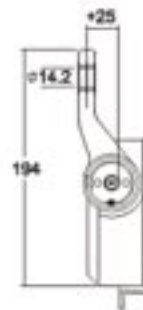
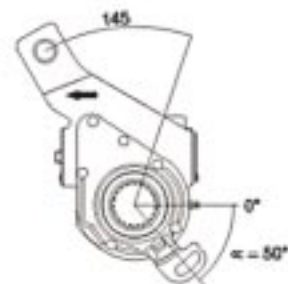
To Fit:
MAN Truck
 Replaces Haldex:
79227
 Replaces OEM:
81506106216
 Spline Type:
26 DIN 5480 N42 x 1.5
 Control Arm:
Type 1
 Supplied with:
 -

4W3170



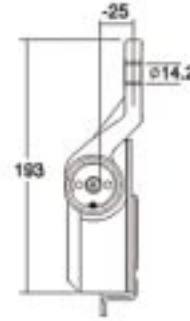
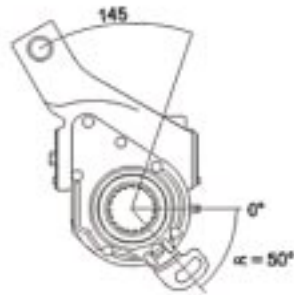
To Fit:
MCW Bus
 Replaces Haldex:
70930
 Replaces OEM:
 -
 Spline Type:
10 SAE 1-1/2" - 10c
 Control Arm:
Type 5
 Supplied with:
Peg Bolt

4W3175



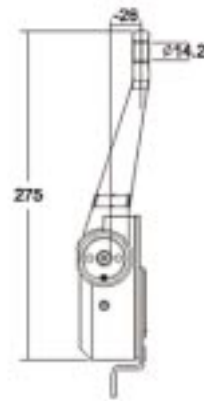
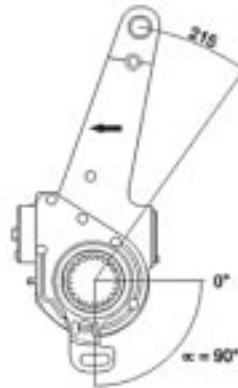
To Fit:
Dennis Bus
 Replaces Haldex:
79430
 Replaces OEM:
656995-105
 Spline Type:
19 DIN - 5482
 Control Arm:
Type 1
 Supplied with:
 -

4W3180



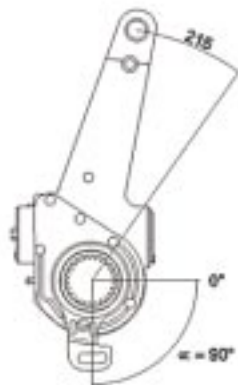
To Fit:
Dennis Bus
 Replaces Haldex:
79429
 Replaces OEM:
656995-104
 Spline Type:
19 DIN - 5482
 Control Arm:
Type 1
 Supplied with:
 -

4W3185



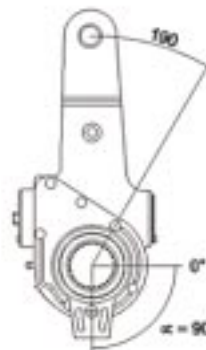
To Fit:
MAN
 Replaces Haldex:
79197
 Replaces OEM:
81506106189
 Spline Type:
26 DIN 5480 N42 x 1.5
 Control Arm:
Type 1
 Supplied with:
 -

4W3190



To Fit:
MAN
 Replaces Haldex:
79198
 Replaces OEM:
81506106190
 Spline Type:
26 DIN 5480 N42 x 1.5
 Control Arm:
Type 1
 Supplied with:
 -

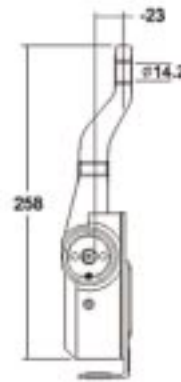
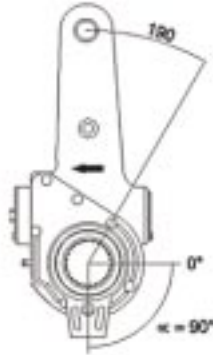
4W3195



To Fit:
Renault Truck and Bus
 Replaces Haldex:
79150
 Replaces OEM:
5000785205
 Spline Type:
**27 E22-151 BNA-42
 x 27 Teeth 1.5 Module**
 Control Arm:
Type 5
 Supplied with:
Peg Bolt

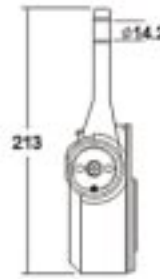
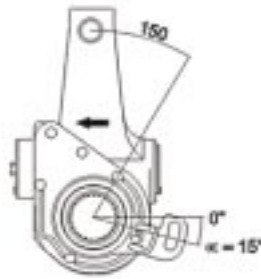
European Type ASA

4W3200



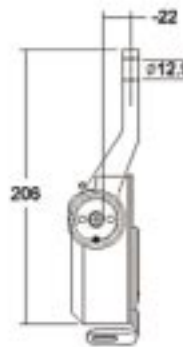
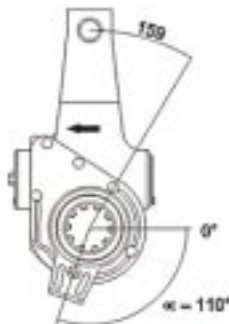
To Fit:
Renault Truck and Bus
 Replaces Haldex:
79151
 Replaces OEM:
5000785206
 Spline Type:
27 E22-151 BNA-42
x 27 Teeth 1.5 Module
 Control Arm:
Type 5
 Supplied with:
Peg Bolt

4W3205



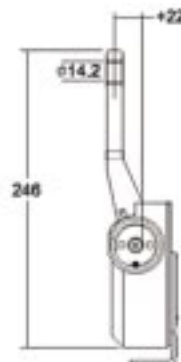
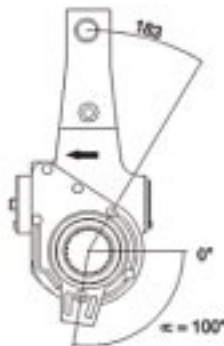
To Fit:
Renault Truck
 Replaces Haldex:
79011
 Replaces OEM:
5000445830
 Spline Type:
27 E22-151 BNA-42
x 27 Teeth 1.5 Module
 Control Arm:
Type 1
 Supplied with:
 -

4W3210



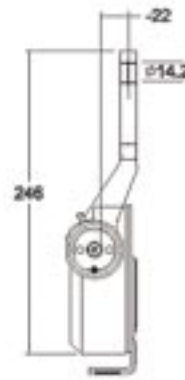
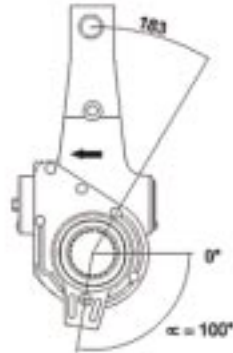
To Fit:
Volvo /Bus
 Replaces Haldex:
72720
 Replaces OEM:
1134452
 Spline Type:
10 SAE 1-1/2" - 10c
 Control Arm:
Type 5
 Supplied with:
Peg Bolt

4W3215



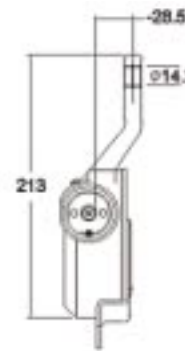
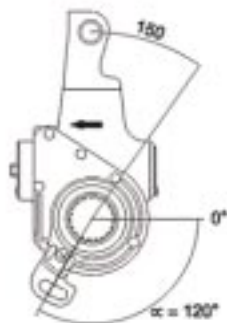
To Fit:
Renault Bus
 Replaces Haldex:
79153
 Replaces OEM:
5000785204
 Spline Type:
27 E22-151 BNA-42
x 27 Teeth 1.5 Module
 Control Arm:
Type 5
 Supplied with:
Peg Bolt

4W3220



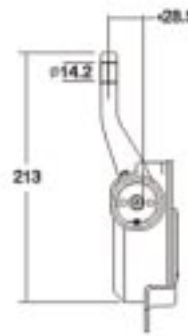
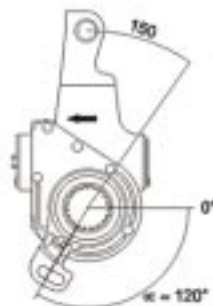
To Fit:
Renault Bus
 Replaces Haldex:
79152
 Replaces OEM:
5000785203
 Spline Type:
27 E22-151 BNA-42
x 27 Teeth 1.5 Module
 Control Arm:
Type 5
 Supplied with:
Peg Bolt

4W3225



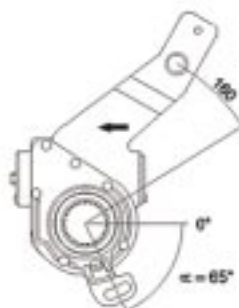
To Fit:
Van Hool Bus
 Replaces Haldex:
72646
 Replaces OEM:
633106150
 Spline Type:
19 DIN - 5482
 Control Arm:
Type 1
 Supplied with:
 -

4W3230



To Fit:
Van Hool Bus
 Replaces Haldex:
72647
 Replaces OEM:
633106140
 Spline Type:
19 DIN - 5482
 Control Arm:
Type 1
 Supplied with:
 -

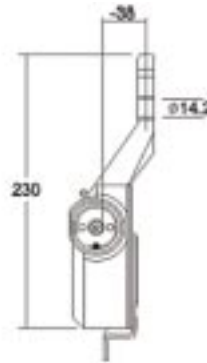
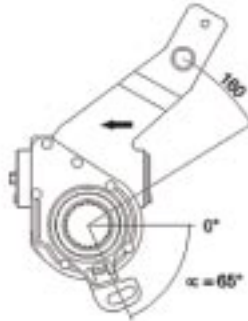
4W3235



To Fit:
Renault Truck
 Replaces Haldex:
79286
 Replaces OEM:
5010145883
 Spline Type:
27 E22-151 BNA-42
x 27 Teeth 1.5 Module
 Control Arm:
Type 1
 Supplied with:
 -

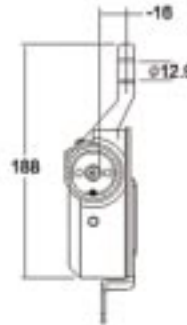
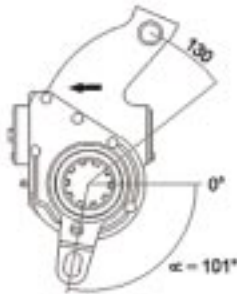
European Type ASA

4W3240



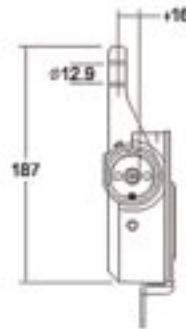
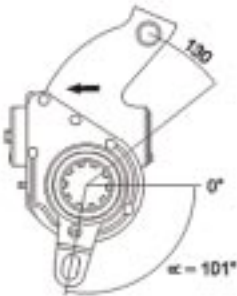
To Fit:
Renault Truck
 Replaces Haldex:
79287
 Replaces OEM:
5010145884
 Spline Type:
27 E22-151 BNA-42
x 27 Teeth 1.5 Module
 Control Arm:
Type 1
 Supplied with:
 -

4W3245



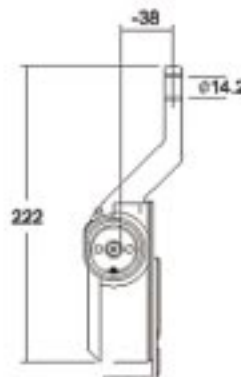
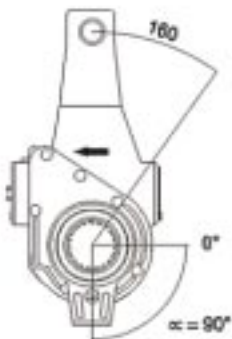
To Fit:
Scania Truck
 Replaces Haldex:
72746
 Replaces OEM:
 -
 Spline Type:
10 SAE 1-1/2" - 10c
 Control Arm:
Type 15
 Supplied with:
Peg Bolt

4W3250



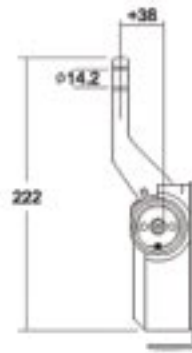
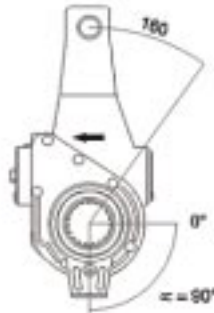
To Fit:
Scania Truck
 Replaces Haldex:
72747
 Replaces OEM:
 -
 Spline Type:
10 SAE 1-1/2" - 10c
 Control Arm:
Type 15
 Supplied with:
Peg Bolt

4W3255



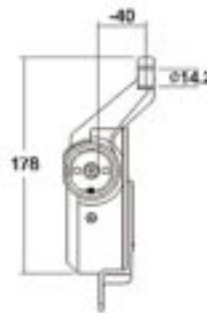
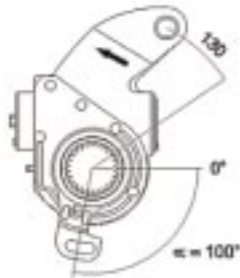
To Fit:
Kassbohrer Bus
 Replaces Haldex:
72014
 Replaces OEM:
82830005520
 Spline Type:
19 DIN - 5482
 Control Arm:
Type 5
 Supplied with:
Peg Bolt

4W3260



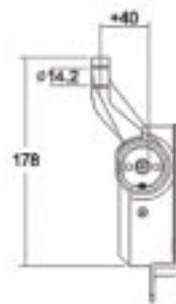
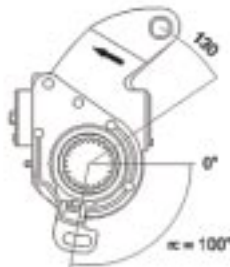
To Fit:
Kassbohrer Bus
 Replaces Haldex:
72015
 Replaces OEM:
82830005530
 Spline Type:
19 DIN - 5482
 Control Arm:
Type 5
 Supplied with:
Peg Bolt

4W3265



To Fit:
MAN Bus
 Replaces Haldex:
79216
 Replaces OEM:
81506106206
 Spline Type:
26 DIN 5480 N42 x 1.5
 Control Arm:
Type 1
 Supplied with:
 -

4W3270



To Fit:
MAN Bus
 Replaces Haldex:
79217
 Replaces OEM:
81506106205
 Spline Type:
26 DIN 5480 N42 x 1.5
 Control Arm:
Type 1
 Supplied with:
 -

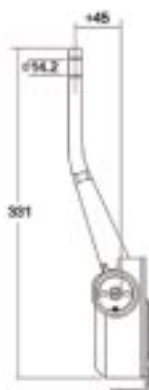
4W3275



To Fit:
Renault Bus
 Replaces Haldex:
79431
 Replaces OEM:
5000787230
 Spline Type:
27 E22-151 BNA-42 x 1.5 Module
 Control Arm:
Type 5
 Supplied with:
Peg Bolt

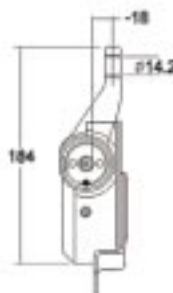
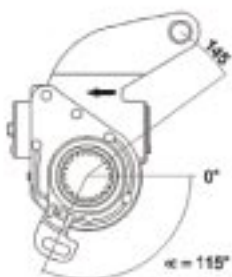
European Type ASA

4W3280



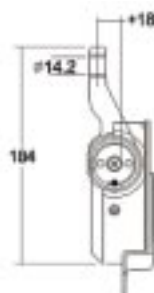
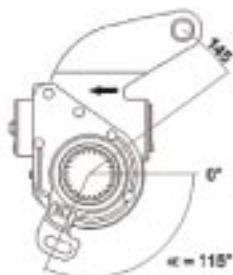
To Fit:
Renault Bus
 Replaces Haldex:
79432
 Replaces OEM:
5000787231
 Spline Type:
27 E22-151 BNA-42 x 1.5 Module
 Control Arm:
Type 5
 Supplied with:
Peg Bolt

4W3285



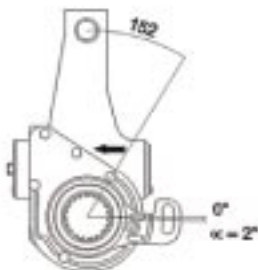
To Fit:
Mercedes Truck and Bus
 Replaces Haldex:
70990
 Replaces OEM:
3764200038
 Spline Type:
26 DIN 5480 N42 x 1.5
 Control Arm:
Type 1
 Supplied with:
 -

4W3290



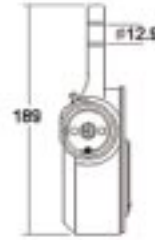
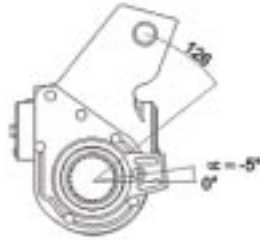
To Fit:
Mercedes Truck and Bus
 Replaces Haldex:
70991
 Replaces OEM:
3764200138
 Spline Type:
26 DIN 5480 N42 x 1.5
 Control Arm:
Type 1
 Supplied with:
 -

4W3295



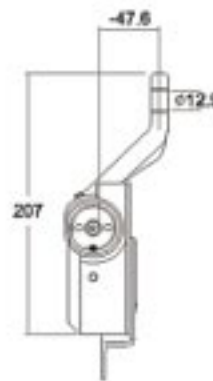
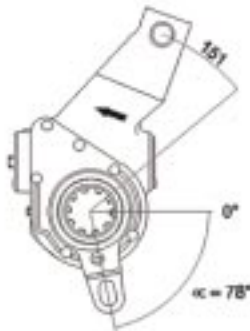
To Fit:
ZF Axle
 Replaces Haldex:
72641
 Replaces OEM:
 -
 Spline Type:
19 DIN - 5482
 Control Arm:
Type 1
 Supplied with:
 -

4W3300



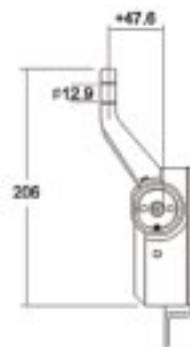
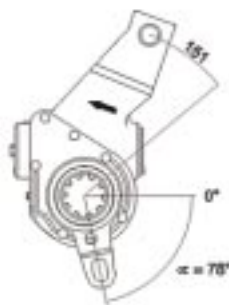
To Fit:
Foden Truck
 Replaces Haldex:
72939
 Replaces OEM:
2700040000
 Spline Type:
28 ANSI-B92.1
 Control Arm:
Type 5
 Supplied with:
Peg Bolt

4W3305



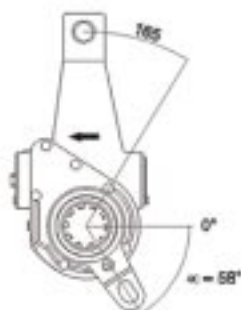
To Fit:
Scania Truck and Bus
 Replaces Haldex:
72656
 Replaces OEM:
219998
 Spline Type:
10 SAE 1-1/2" - 10c
 Control Arm:
Type 15
 Supplied with:
Peg Bolt

4W3310



To Fit:
Scania Truck and Bus
 Replaces Haldex:
72655
 Replaces OEM:
219997
 Spline Type:
10 SAE 1-1/2" - 10c
 Control Arm:
Type 15
 Supplied with:
Peg Bolt

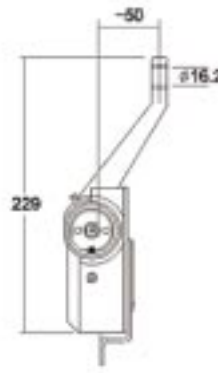
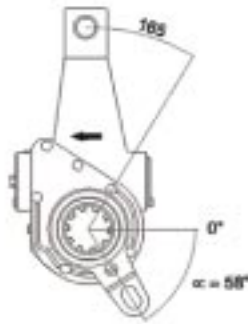
4W3315



To Fit:
Scania Bus
 Replaces Haldex:
72955
 Replaces OEM:
321469
 Spline Type:
10 SAE 1-1/2" - 10c
 Control Arm:
Type 15
 Supplied with:
Peg Bolt

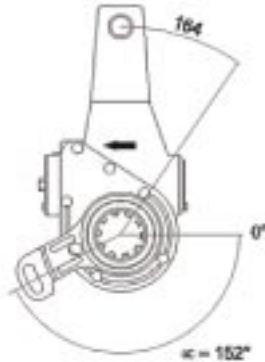
European Type ASA

4W3320



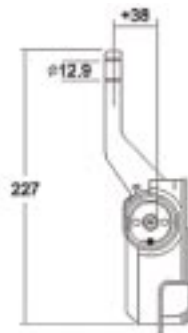
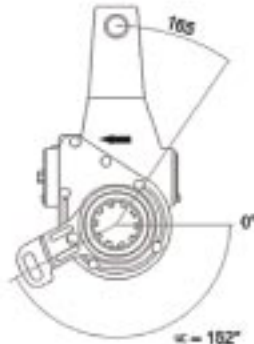
To Fit:
Scania Bus
 Replaces Haldex:
72954
 Replaces OEM:
321470
 Spline Type:
10 SAE 1-1/2" - 10c
 Control Arm:
Type 15
 Supplied with:
Peg Bolt

4W3325



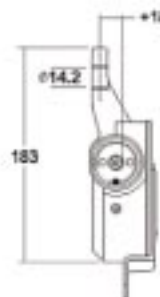
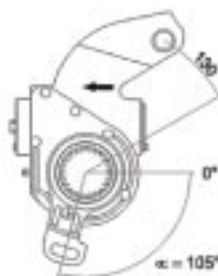
To Fit:
Dennis Bus
 Replaces Haldex:
79156
 Replaces OEM:
656007-30
 Spline Type:
10 SAE 1-1/2" - 10c
 Control Arm:
Type 4
 Supplied with:
 -

4W3330



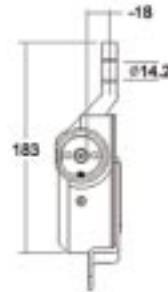
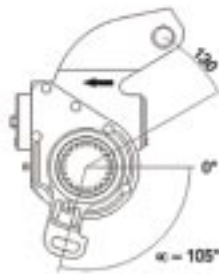
To Fit:
Dennis Bus
 Replaces Haldex:
79157
 Replaces OEM:
656007-29
 Spline Type:
10 SAE 1-1/2" - 10c
 Control Arm:
Type 4
 Supplied with:
 -

4W3335



To Fit:
MAN Bus
 Replaces Haldex:
79220
 Replaces OEM:
81506106203
 Spline Type:
26 DIN 5480 N42 x 1.5
 Control Arm:
Type 1
 Supplied with:
 -

4W3340



To Fit:

MAN Bus

Replaces Haldex:
79219

Replaces OEM:
81506106204

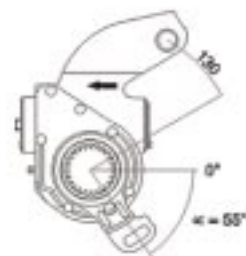
Spline Type:
26 DIN 5480 N42 x 1.5

Control Arm:
Type 1

Supplied with:

-

4W3345



To Fit:

MAN Bus

Replaces Haldex:
79229

Replaces OEM:
81506106229

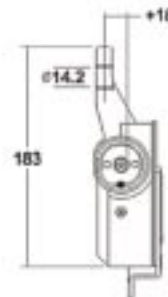
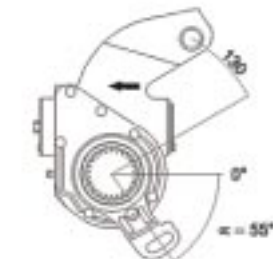
Spline Type:
26 DIN 5480 N42 x 1.5

Control Arm:
Type 1

Supplied with:

-

4W3350



To Fit:

MAN Bus

Replaces Haldex:
79228

Replaces OEM:
81506106228

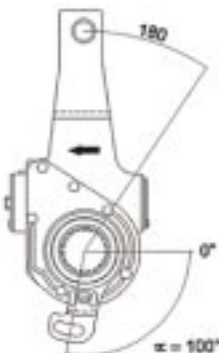
Spline Type:
26 DIN 5480 N42 x 1.5

Control Arm:
Type 1

Supplied with:

-

4W3355



To Fit:

Pegaso Bus

Replaces Haldex:
72829

Replaces OEM:
915286

Spline Type:
19 DIN - 5482

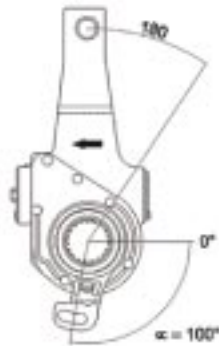
Control Arm:
Type 2

Supplied with:

-

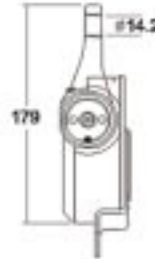
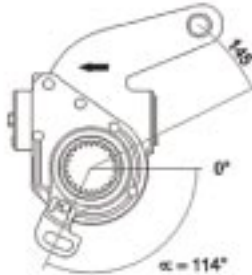
European Type ASA

4W3360



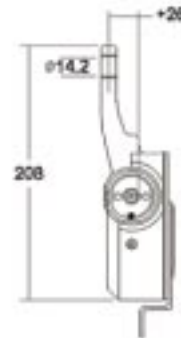
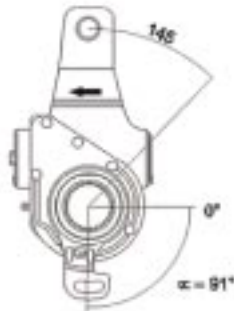
To Fit:
Pegaso Bus
 Replaces Haldex:
72830
 Replaces OEM:
915287
 Spline Type:
19 DIN - 5482
 Control Arm:
Type 2
 Supplied with:
 -

4W3365



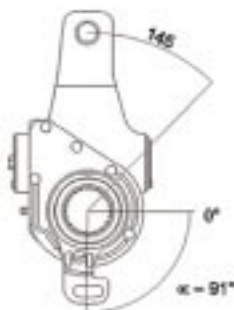
To Fit:
Mercedes Bus
 Replaces Haldex:
79185
 Replaces OEM:
3714200038
 Spline Type:
26 DIN 5480 N42 x 1.5
 Control Arm:
Type 1
 Supplied with:
 -

4W3370



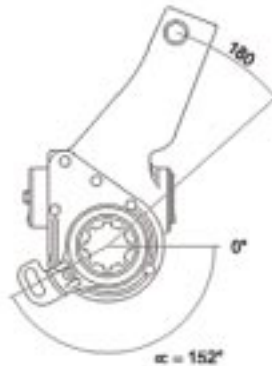
To Fit:
MAN
 Replaces Haldex:
79213
 Replaces OEM:
81506106208
 Spline Type:
26 DIN 5480 N42 x 1.5
 Control Arm:
Type 1
 Supplied with:
 -

4W3375



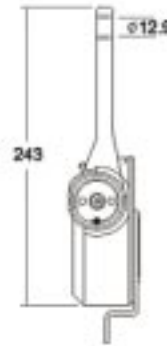
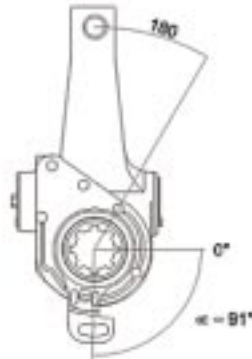
To Fit:
MAN
 Replaces Haldex:
79214
 Replaces OEM:
81506106207
 Spline Type:
26 DIN 5480 N42 x 1.5
 Control Arm:
Type 1
 Supplied with:
 -

4W3380



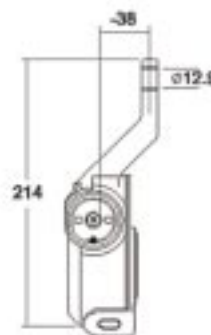
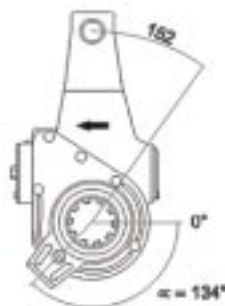
To Fit:
Fiat Bus
 Replaces Haldex:
70892
 Replaces OEM:
 -
 Spline Type:
8 x DIN 5363
 Control Arm:
Type 2
 Supplied with:
 -

4W3385



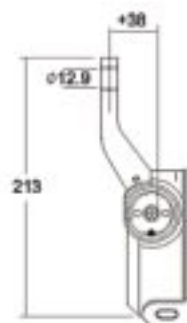
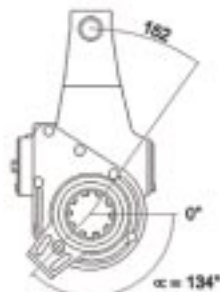
To Fit:
Sicca Bus
 Replaces Haldex:
70919
 Replaces OEM:
5001048
 Spline Type:
8 x DIN 5363
 Control Arm:
Type 1
 Supplied with:
 -

4W3390



To Fit:
Leyland Bus
 Replaces Haldex:
70987
 Replaces OEM:
ACU4866
 Spline Type:
10 SAE 1-1/2" - 10c
 Control Arm:
Type 5
 Supplied with:
Peg Bolt

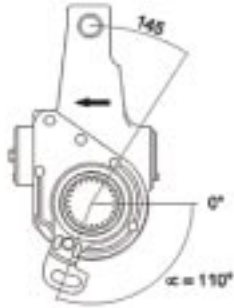
4W3395



To Fit:
Leyland Bus
 Replaces Haldex:
70988
 Replaces OEM:
ACU4867
 Spline Type:
10 SAE 1-1/2" - 10c
 Control Arm:
Type 5
 Supplied with:
Peg Bolt

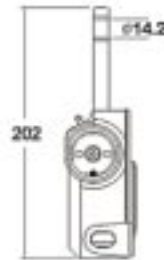
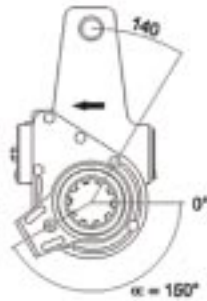
European Type ASA

4W3400



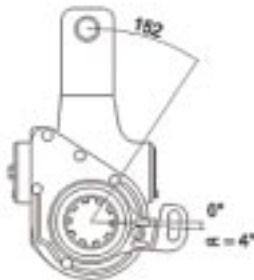
To Fit:
MAN Truck and Bus
 Replaces Haldex:
79207
 Replaces OEM:
81506106217
 Spline Type:
26 DIN 5480 N42 x 1.5
 Control Arm:
Type 1
 Supplied with:
 -

4W3405



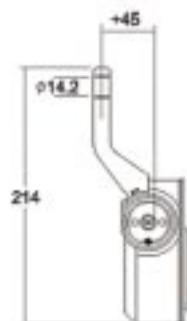
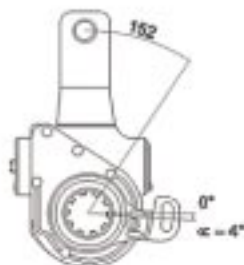
To Fit:
Bova Bus
 Replaces Haldex:
11011
 Replaces OEM:
 -
 Spline Type:
10 SAE 1-1/2" - 10c
 Control Arm:
Type 5
 Supplied with:
Peg Bolt

4W3410



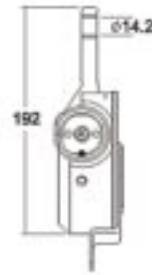
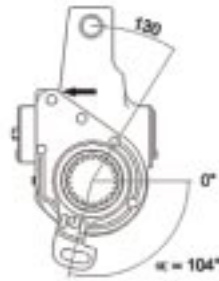
To Fit:
Van Hool Bus
 Replaces Haldex:
79163
 Replaces OEM:
10551439
 Spline Type:
10 SAE 1-1/2" - 10c
 Control Arm:
Type 1
 Supplied with:
 -

4W3415



To Fit:
Van Hool Bus
 Replaces Haldex:
79162
 Replaces OEM:
 -
 Spline Type:
10 SAE 1-1/2" - 10c
 Control Arm:
Type 1
 Supplied with:
 -

4W3420



To Fit:

MAN Bus

Replaces Haldex:
79218

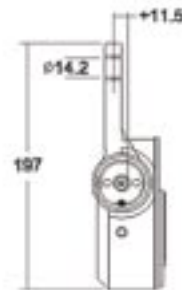
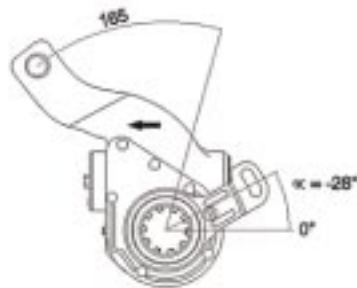
Replaces OEM:
81506106226

Spline Type:
26 DIN 5480 N42 x 1.5

Control Arm:
Type 1

Supplied with:
-

4W3425



To Fit:

DAF Truck

Replaces Haldex:
79024

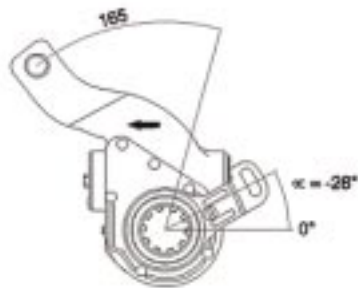
Replaces OEM:
1282111

Spline Type:
10 SAE 1-1/2" - 10c

Control Arm:
Type 4

Supplied with:
-

4W3430



To Fit:

DAF Truck

Replaces Haldex:
79025

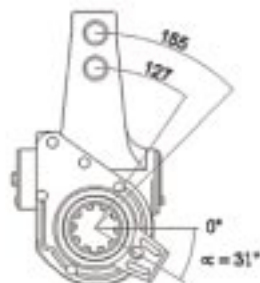
Replaces OEM:
1282112

Spline Type:
10 SAE 1-1/2" - 10c

Control Arm:
Type 4

Supplied with:
-

4W3435



To Fit:

Replaces Haldex:
72329

Replaces OEM:
-

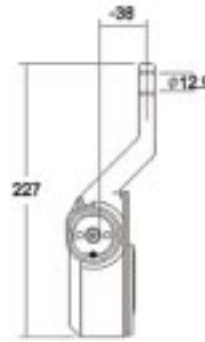
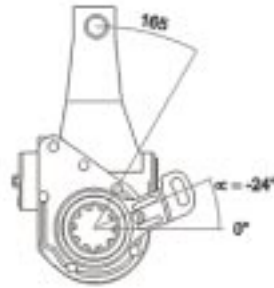
Spline Type:
10 SAE 1-1/2" - 10c

Control Arm:
Type 5

Supplied with:
Peg Bolt

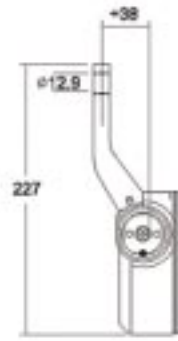
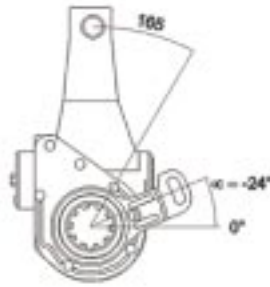
European Type ASA

4W3440



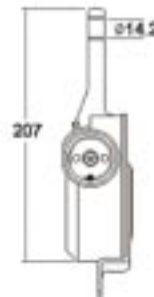
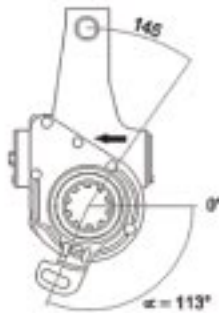
To Fit:
Foden Truck
 Replaces Haldex:
72417
 Replaces OEM:
 -
 Spline Type:
10 SAE 1-1/2" - 10c
 Control Arm:
Type 4
 Supplied with:
 -

4W3445



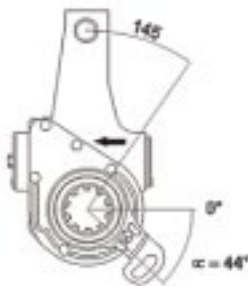
To Fit:
Foden Truck
 Replaces Haldex:
72418
 Replaces OEM:
 -
 Spline Type:
10 SAE 1-1/2" - 10c
 Control Arm:
Type 4
 Supplied with:
 -

4W3450



To Fit:
Sisu Axle
 Replaces Haldex:
72429
 Replaces OEM:
1465300811
 Spline Type:
10 SAE 1-1/2" - 10c
 Control Arm:
Type 2
 Supplied with:
 -

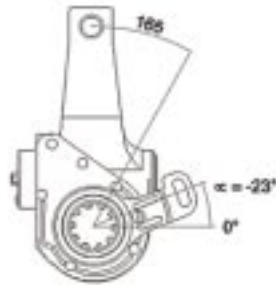
4W3455



To Fit:
Sisu Axle
 Replaces Haldex:
72428
 Replaces OEM:
1465300611
 Spline Type:
10 SAE 1-1/2" - 10c
 Control Arm:
Type 2
 Supplied with:
 -

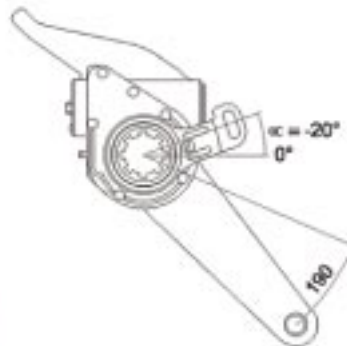


4W3460



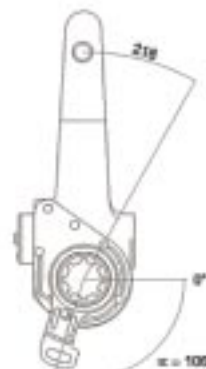
To Fit:
Foden Truck
 Replaces Haldex:
72568
 Replaces OEM:
 -
 Spline Type:
10 SAE 1-1/2" - 10c
 Control Arm:
Type 4
 Supplied with:
 -

4W3465



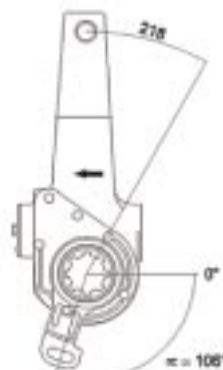
To Fit:
Iveco Truck
 Replaces Haldex:
72035
 Replaces OEM:
 -
 Spline Type:
8.8 x 32 x 38 DIN 5363
 Control Arm:
Type 4
 Supplied with:
 -

4W3470



To Fit:
Iveco Truck
 Replaces Haldex:
72034
 Replaces OEM:
 -
 Spline Type:
8 x DIN 5363
 Control Arm:
Type 4
 Supplied with:
 -

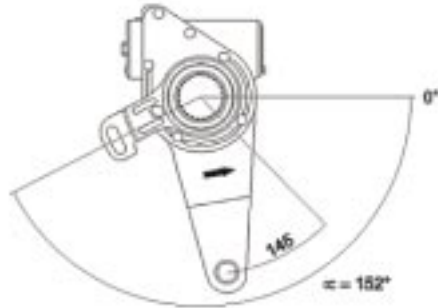
4W3475



To Fit:
Iveco Truck
 Replaces Haldex:
72033
 Replaces OEM:
 -
 Spline Type:
8 x DIN 5363
 Control Arm:
Type 4
 Supplied with:
 -

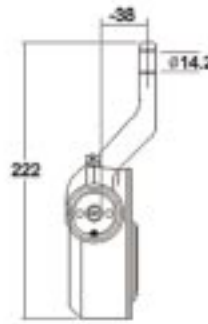
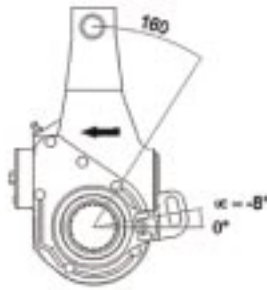
European Type ASA

4W3480



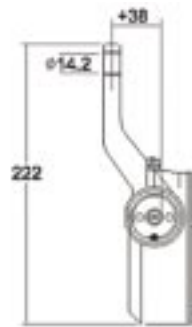
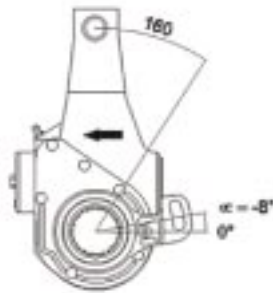
To Fit:
Mercedes Bus
 Replaces Haldex:
72178
 Replaces OEM:
3454201238
 Spline Type:
26 DIN 5480 N42 x 1.5
 Control Arm:
Type 4
 Supplied with:
 -

4W3485



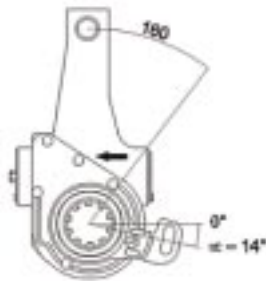
To Fit:
Renault Truck
 Replaces Haldex:
79304
 Replaces OEM:
5010260027
 Spline Type:
28 ANSI-B92.1 - 1996
 Control Arm:
Type 1
 Supplied with:
 -

4W3490



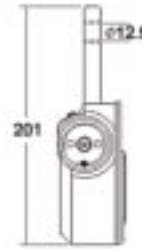
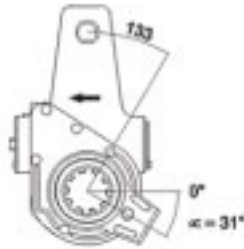
To Fit:
Renault Truck
 Replaces Haldex:
79305
 Replaces OEM:
5010260028
 Spline Type:
28 ANSI-B92.1 - 1996
 Control Arm:
Type 1
 Supplied with:
 -

4W3495



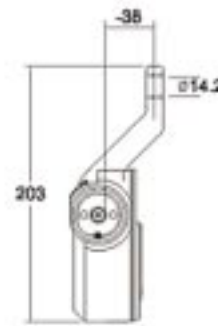
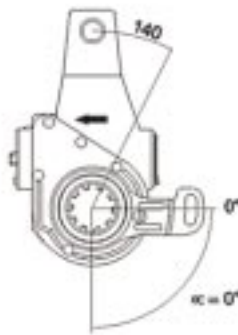
To Fit:
Iveco Bus
 Replaces Haldex:
70903
 Replaces OEM:
0178529
 Spline Type:
10 SAE 1-1/2" - 10c
 Control Arm:
Type 1
 Supplied with:
 -

4W3500



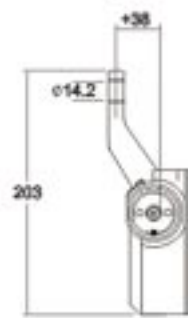
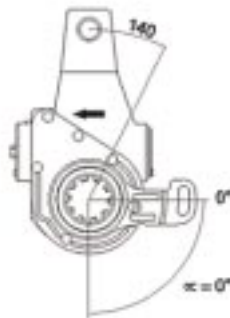
To Fit:
Iveco Bus
 Replaces Haldex:
72085
 Replaces OEM:
4940871
 Spline Type:
10 SAE 1-1/2" - 10c
 Control Arm:
Type 5
 Supplied with:
Peg Bolt

4W3505



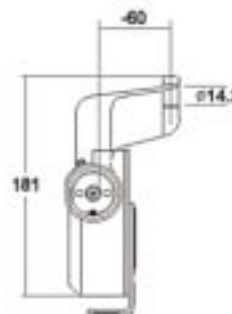
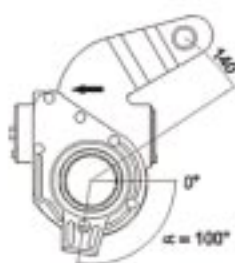
To Fit:
DAF Truck
 Replaces Haldex:
72586
 Replaces OEM:
0538470
 Spline Type:
10 SAE 1-1/2" - 10c
 Control Arm:
Type 4
 Supplied with:
 -

4W3510



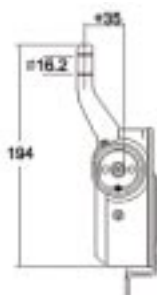
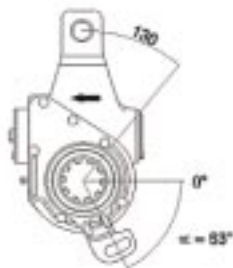
To Fit:
DAF Truck
 Replaces Haldex:
72587
 Replaces OEM:
0538471
 Spline Type:
10 SAE 1-1/2" - 10c
 Control Arm:
Type 4
 Supplied with:
 -

4W3515



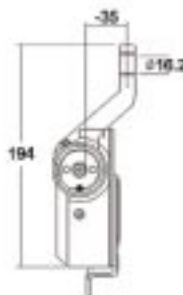
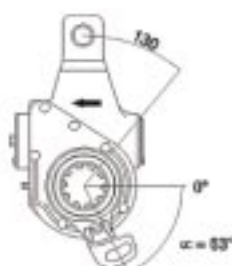
To Fit:
 Replaces Haldex:
72603
 Replaces OEM:
 -
 Spline Type:
33 ANSI-B92.1
 Control Arm:
Type 5
 Supplied with:
Peg Bolt

4W3520



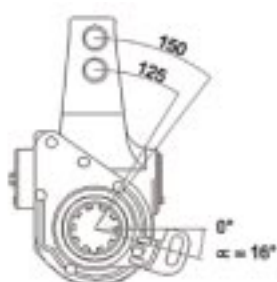
To Fit:
Scania Truck
 Replaces Haldex:
72729
 Replaces OEM:
394195
 Spline Type:
10 SAE 1-1/2" - 10c
 Control Arm:
Type 1
 Supplied with:
 -

4W3525



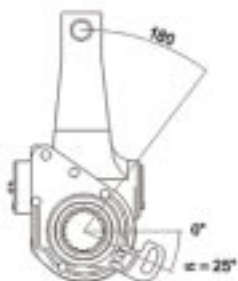
To Fit:
Scania Truck
 Replaces Haldex:
72730
 Replaces OEM:
394196
 Spline Type:
10 SAE 1-1/2" - 10c
 Control Arm:
Type 1
 Supplied with:
 -

4W3530



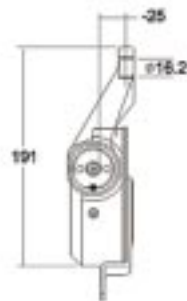
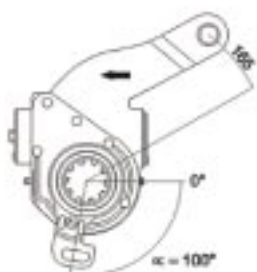
To Fit:
 Replaces Haldex:
72817
 Replaces OEM:
 -
 Spline Type:
10 SAE 1-1/2" - 10c
 Control Arm:
Type 1
 Supplied with:
 -

4W3535



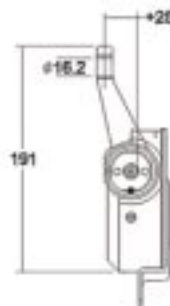
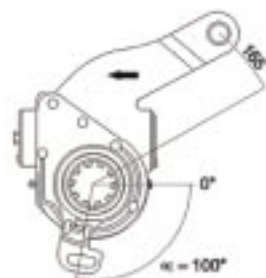
To Fit:
Pegaso Bus
 Replaces Haldex:
72831
 Replaces OEM:
914265
 Spline Type:
19 DIN - 5482
 Control Arm:
Type 1
 Supplied with:
 -

4W3540



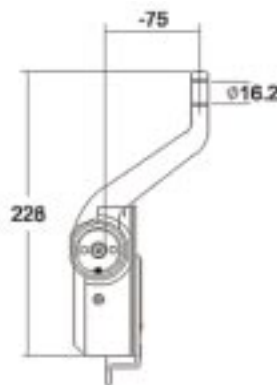
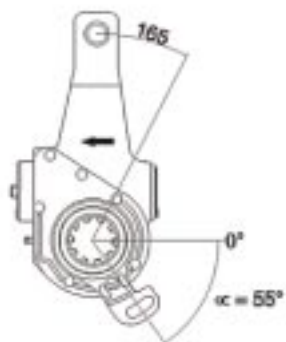
To Fit:
Scania Truck and Bus
 Replaces Haldex:
79348
 Replaces OEM:
1112838
 Spline Type:
10 SAE 1-1/2" - 10c
 Control Arm:
Type 1
 Supplied with:
 -

4W3545



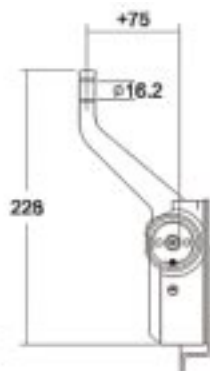
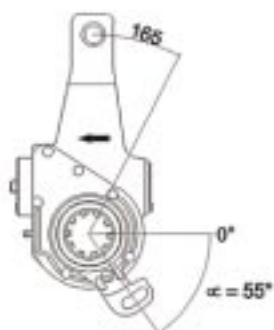
To Fit:
Scania Truck and Bus
 Replaces Haldex:
79347
 Replaces OEM:
1112837
 Spline Type:
10 SAE 1-1/2" - 10c
 Control Arm:
Type 1
 Supplied with:
 -

4W3550



To Fit:
DAF Truck
 Replaces Haldex:
79105
 Replaces OEM:
219860
 Spline Type:
10 SAE 1-1/2" - 10c
 Control Arm:
Type 1
 Supplied with:
 -

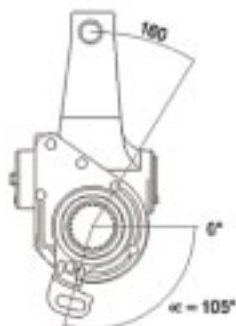
4W3555



To Fit:
DAF Truck
 Replaces Haldex:
79106
 Replaces OEM:
219859
 Spline Type:
10 SAE 1-1/2" - 10c
 Control Arm:
Type 1
 Supplied with:
 -

European Type ASA

4W3560



To Fit:

Replaces Haldex:
79454

Replaces OEM:

-

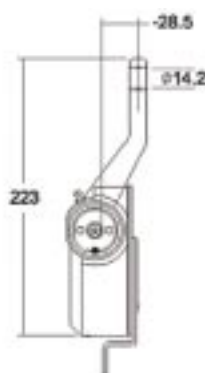
Spline Type:
24 x 1.25 DIN 5480

Control Arm:
Type 1

Supplied with:

-

4W3565



To Fit:

Replaces Haldex:
79455

Replaces OEM:

-

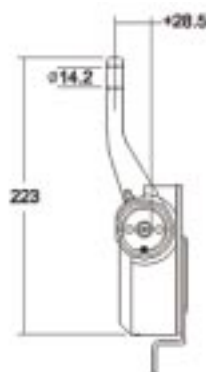
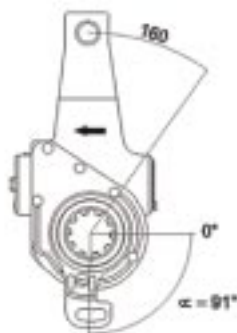
Spline Type:
10 SAE 1-1/2" - 10c

Control Arm:
Type 1

Supplied with:

-

4W3570



To Fit:

Replaces Haldex:
79456

Replaces OEM:

-

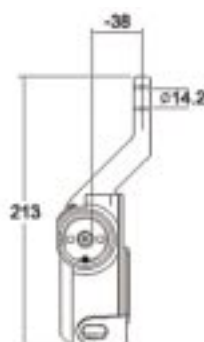
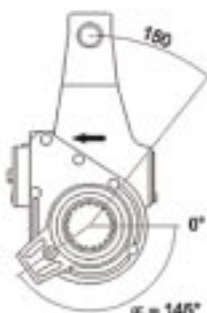
Spline Type:
10 SAE 1-1/2" - 10c

Control Arm:
Type 1

Supplied with:

-

4W3575



To Fit:

Kassbohrer Bus

Replaces Haldex:
72591

Replaces OEM:
82850002130

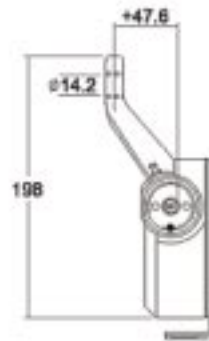
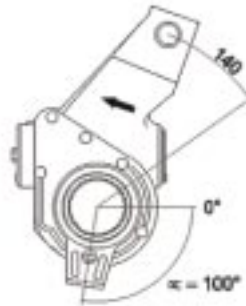
Spline Type:
19 DIN - 5482

Control Arm:
Type 5

Supplied with:

Peg Bolt

4W3580



To Fit:

Replaces Haldex: **72604**

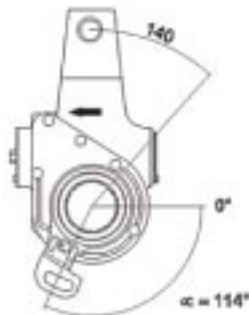
Replaces OEM:

Spline Type: **33 ANSI-B92.1**

Control Arm: **Type 5**

Supplied with: **Peg Bolt**

4W3585



To Fit:

Tatra Truck

Replaces Haldex: **72760**

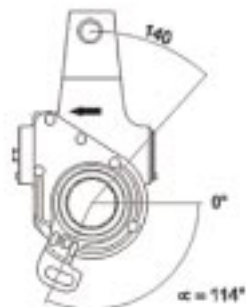
Replaces OEM:

Spline Type: **36 DIN 5481**

Control Arm: **Type 1**

Supplied with:

4W3590



To Fit:

Tatra Truck

Replaces Haldex: **72759**

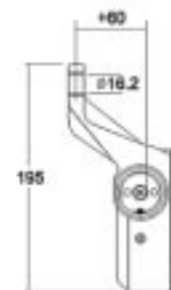
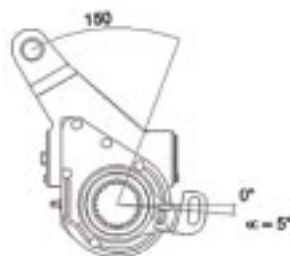
Replaces OEM:

Spline Type: **36 DIN 5481**

Control Arm: **Type 1**

Supplied with:

4W3595



To Fit:

Daewoo Bus

Replaces Haldex: **79250**

Replaces OEM:

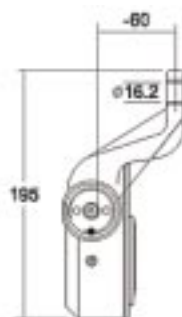
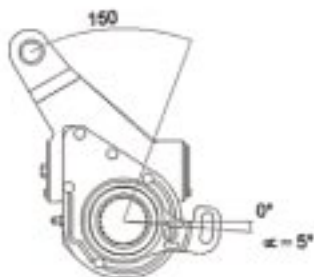
Spline Type: **25 JIS B 1602**

Control Arm: **Type 1**

Supplied with:

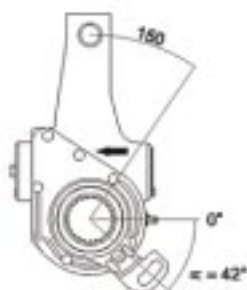
European Type ASA

4W3600



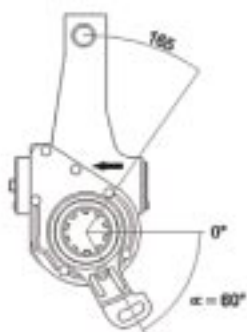
To Fit:
Daewoo Bus
 Replaces Haldex:
79251
 Replaces OEM:
 -
 Spline Type:
25 JIS B 1602
 Control Arm:
Type 1
 Supplied with:
 -

4W3605



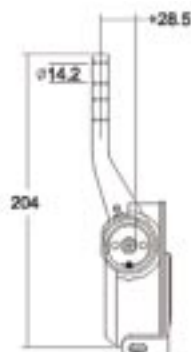
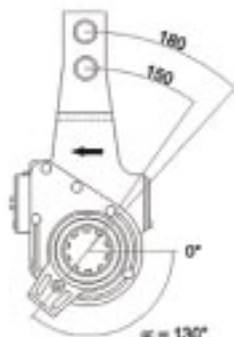
To Fit:
Daewoo Bus
 Replaces Haldex:
72858
 Replaces OEM:
 -
 Spline Type:
25 JIS B 1602
 Control Arm:
Type 1
 Supplied with:
 -

4W3610



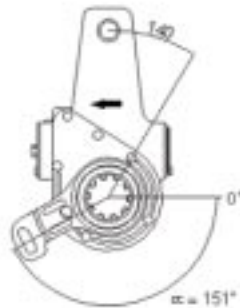
To Fit:
Kia Truck
 Replaces Haldex:
79071
 Replaces OEM:
R9813F
 Spline Type:
10 SAE 1-1/2" - 10c
 Control Arm:
Type 4
 Supplied with:
 -

4W3615



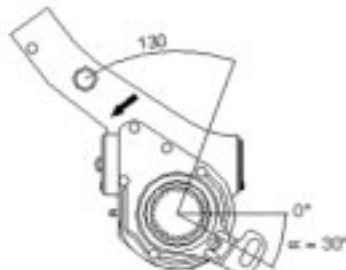
To Fit:
 Replaces Haldex:
79055
 Replaces OEM:
 -
 Spline Type:
10 SAE 1-1/2" - 10c
 Control Arm:
Type 5
 Supplied with:
Peg Bolt

4W3620



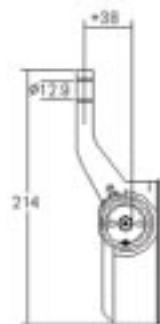
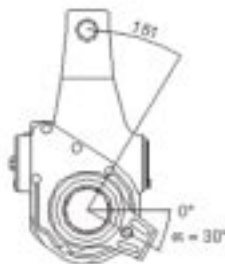
To Fit:
Steyr Truck
 Replaces Haldex:
72643
 Replaces OEM:
 -
 Spline Type:
10 SAE 1-1/2" - 10c
 Control Arm:
Type 4
 Supplied with:
 -

4W3625



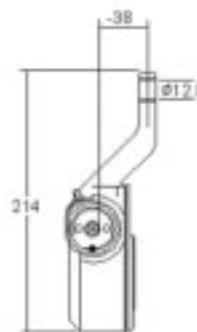
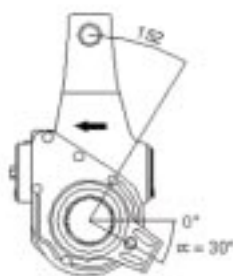
To Fit:
MAN Bus
 Replaces Haldex:
79215
 Replaces OEM:
81506106209
 Spline Type:
26 DIN 5480 M42 x 1.5
 Control Arm:
Type 1
 Supplied with:
 -

4W3630



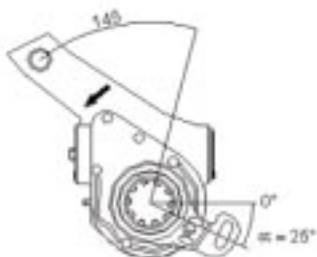
To Fit:
Steyr Truck
 Replaces Haldex:
72430
 Replaces OEM:
 -
 Spline Type:
28 ANSI-B92.1
 Control Arm:
Type 5
 Supplied with:
Peg Bolt

4W3635



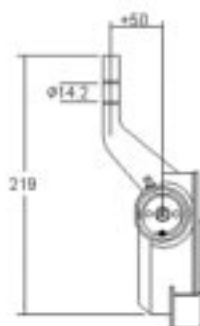
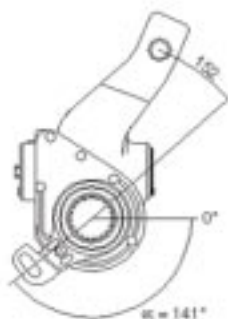
To Fit:
Steyr Truck
 Replaces Haldex:
72431
 Replaces OEM:
 -
 Spline Type:
28 ANSI-B92.1
 Control Arm:
Type 5
 Supplied with:
Peg Bolt

4W3640



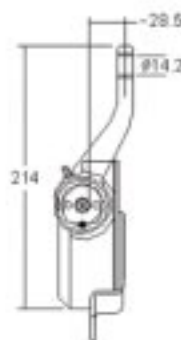
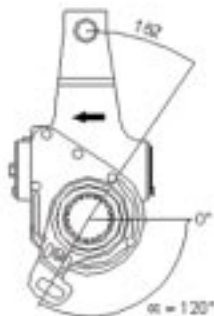
To Fit:
Hyundai Truck and Bus
 Replaces Haldex:
72778
 Replaces OEM:
 -
 Spline Type:
10 SAE 1-1/2" - 10c
 Control Arm:
Type 1
 Supplied with:
 -

4W3645



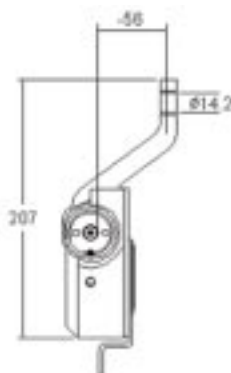
To Fit:
Iveco Bus
 Replaces Haldex:
72929
 Replaces OEM:
3231273
 Spline Type:
19 DIN - 5482
 Control Arm:
Type 2
 Supplied with:
 -

4W3650



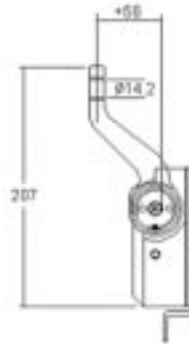
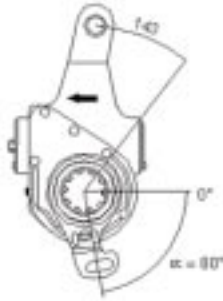
To Fit:
Iveco Bus
 Replaces Haldex:
72930
 Replaces OEM:
3231343
 Spline Type:
19 DIN - 5482
 Control Arm:
Type 1
 Supplied with:
 -

4W3655



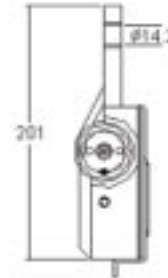
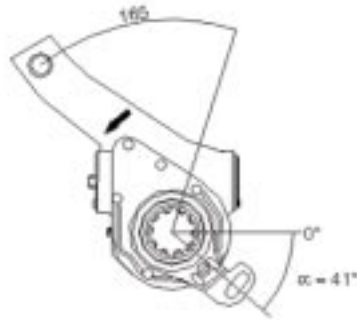
To Fit:
DAF Truck
 Replaces Haldex:
72544
 Replaces OEM:
0159563
 Spline Type:
10 SAE 1-1/2" - 10c
 Control Arm:
Type 1
 Supplied with:
 -

4W3660



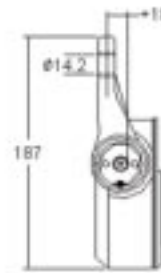
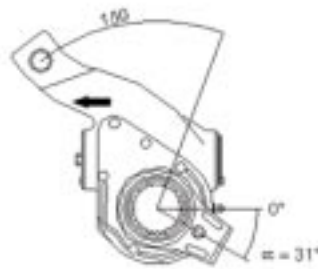
To Fit:
DAF Truck
 Replaces Haldex:
72545
 Replaces OEM:
0159564
 Spline Type:
10 SAE 1-1/2" - 10c
 Control Arm:
Type 1
 Supplied with:
 -

4W3665



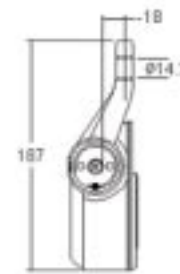
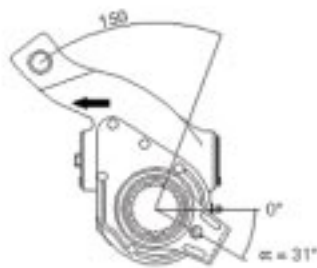
To Fit:
DAF Truck
 Replaces Haldex:
72547
 Replaces OEM:
0159576
 Spline Type:
10 SAE 1-1/2" - 10c
 Control Arm:
Type 1
 Supplied with:
 -

4W3670



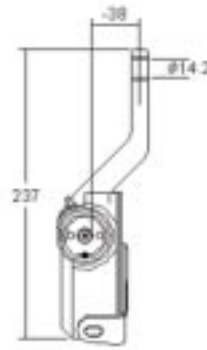
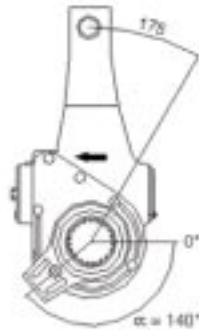
To Fit:
Liaz Truck
 Replaces Haldex:
72357
 Replaces OEM:
 -
 Spline Type:
26 Spline
 Control Arm:
Type 5
 Supplied with:
Peg Bolt

4W3675



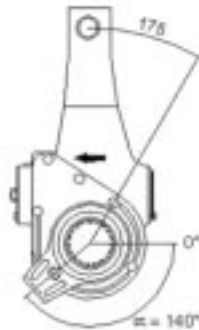
To Fit:
Liaz Truck
 Replaces Haldex:
72358
 Replaces OEM:
 -
 Spline Type:
26 Spline
 Control Arm:
Type 5
 Supplied with:
Peg Bolt

4W3680



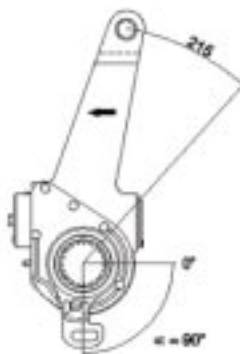
To Fit:
Kassbohrer Bus
 Replaces Haldex:
79040
 Replaces OEM:
82850000900
 Spline Type:
19 DIN - 5482
 Control Arm:
Type 5
 Supplied with:
Peg Bolt

4W3685



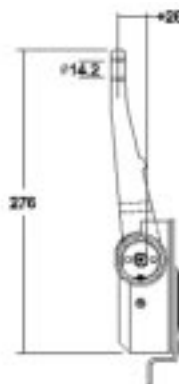
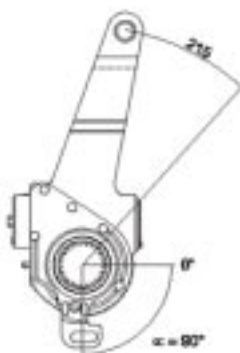
To Fit:
Kassbohrer Bus
 Replaces Haldex:
79041
 Replaces OEM:
82850000890
 Spline Type:
19 DIN - 5482
 Control Arm:
Type 5
 Supplied with:
Peg Bolt

4W3690



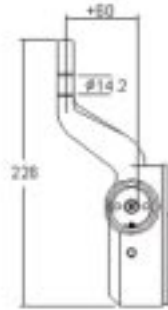
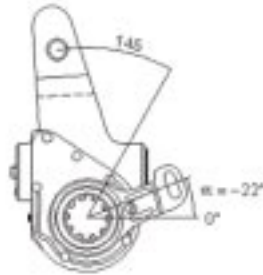
To Fit:
MAN Truck
 Replaces Haldex:
79221
 Replaces OEM:
81506106219
 Spline Type:
26 DIN 5480 N42 x 1.5
 Control Arm:
Type 1
 Supplied with:
 -

4W3695



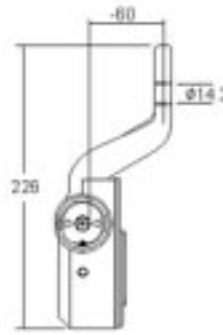
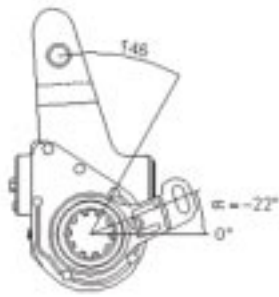
To Fit:
MAN Truck
 Replaces Haldex:
79222
 Replaces OEM:
81506106218
 Spline Type:
26 DIN 5480 N42 x 1.5
 Control Arm:
Type 1
 Supplied with:
 -

4W3700



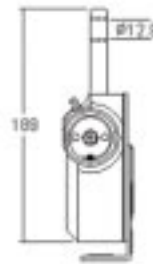
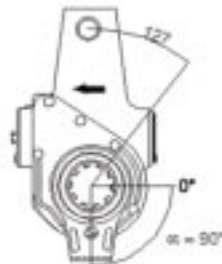
To Fit:
DAF Truck
 Replaces Haldex:
72704
 Replaces OEM:
0755616
 Spline Type:
10 SAE 1-1/2" - 10c
 Control Arm:
Type 4
 Supplied with:
 -

4W3705



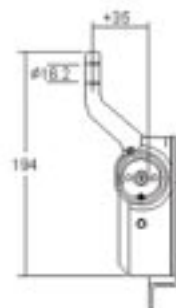
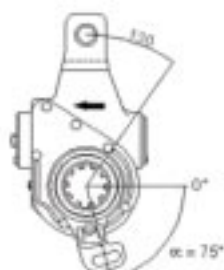
To Fit:
DAF Truck
 Replaces Haldex:
72705
 Replaces OEM:
0755617
 Spline Type:
10 SAE 1-1/2" - 10c
 Control Arm:
Type 4
 Supplied with:
 -

4W3710



To Fit:
Volvo Truck
 Replaces Haldex:
72725
 Replaces OEM:
1592875
 Spline Type:
10 SAE 1-1/2" - 10c
 Control Arm:
Type 5
 Supplied with:
Peg Bolt

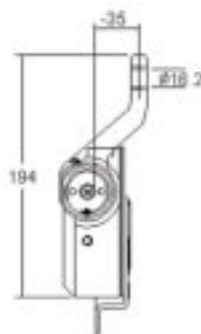
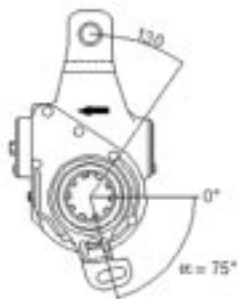
4W3715



To Fit:
Scania Bus
 Replaces Haldex:
72484
 Replaces OEM:
394183
 Spline Type:
10 SAE 1-1/2" - 10c
 Control Arm:
Type 1
 Supplied with:
 -

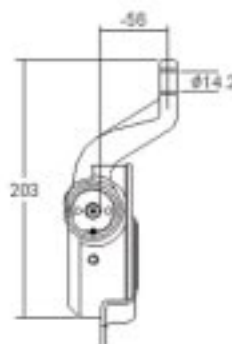
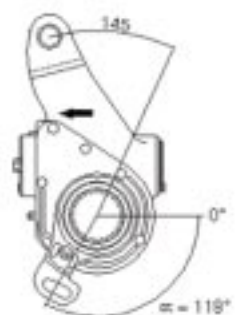
European Type ASA

4W3720



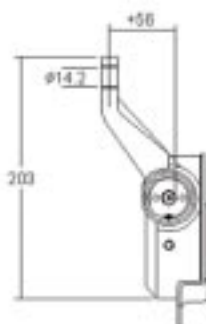
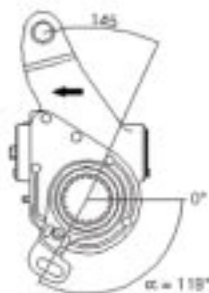
To Fit:
Scania Bus
 Replaces Haldex:
72485
 Replaces OEM:
394184
 Spline Type:
10 SAE 1-1/2" - 10c
 Control Arm:
Type 1
 Supplied with:
 -

4W3725



To Fit:
MAN Truck
 Replaces Haldex:
79195
 Replaces OEM:
81506106161
 Spline Type:
26 DIN 5480 N42 x 1.5
 Control Arm:
Type 1
 Supplied with:
 -

4W3730



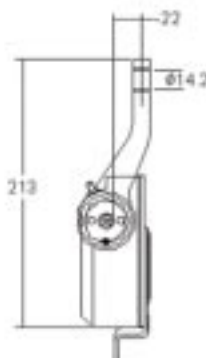
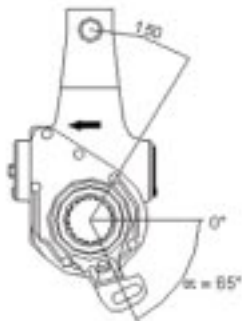
To Fit:
MAN Truck
 Replaces Haldex:
79196
 Replaces OEM:
81506106160
 Spline Type:
26 DIN 5480 N42 x 1.5
 Control Arm:
Type 1
 Supplied with:
 -

4W3740



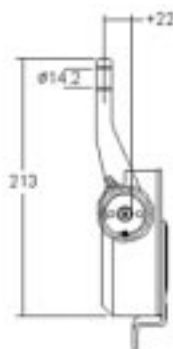
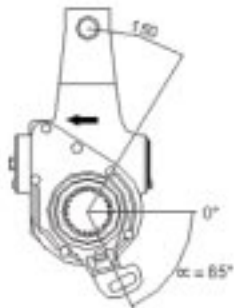
To Fit:
Sicca Bus
 Replaces Haldex:
72419
 Replaces OEM:
 -
 Spline Type:
8 x DIN 5363
 Control Arm:
Type 2
 Supplied with:
 -

4W3745



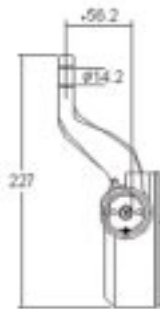
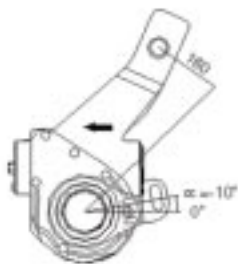
To Fit:
Graziano Bus
 Replaces Haldex:
79064
 Replaces OEM:
 -
 Spline Type:
19 DIN - 5482
 Control Arm:
Type 1
 Supplied with:
 -

4W3750



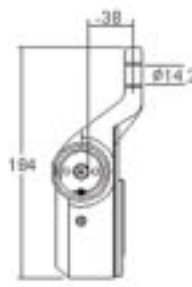
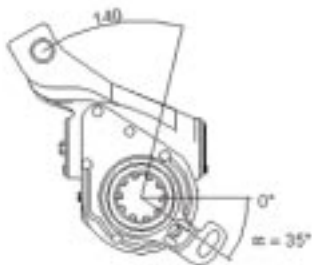
To Fit:
Graziano Bus
 Replaces Haldex:
79063
 Replaces OEM:
 -
 Spline Type:
19 DIN - 5482
 Control Arm:
Type 1
 Supplied with:
 -

4W3755



To Fit:
Renault
 Replaces Haldex:
79441
 Replaces OEM:
 -
 Spline Type:
**27 E22-151 BNA-42
 x 27 Teeth x 1.5 Module**
 Control Arm:
Type 1
 Supplied with:
 -

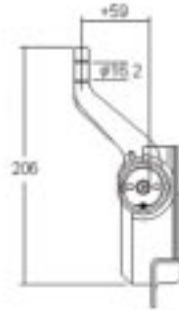
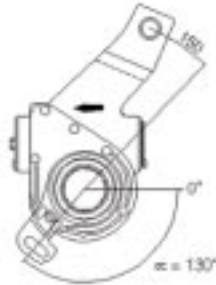
4W3760



To Fit:
DAB Bus
 Replaces Haldex:
72680
 Replaces OEM:
0097775
 Spline Type:
10 SAE 1-1/2" - 10c
 Control Arm:
Type 1
 Supplied with:
 -

European Type ASA

4W3765



To Fit:
Daewoo Truck and Bus

Replaces Haldex:
72856

Replaces OEM:

-

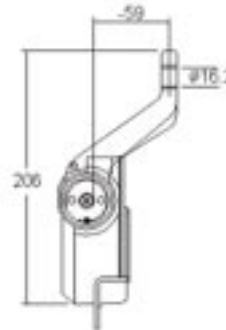
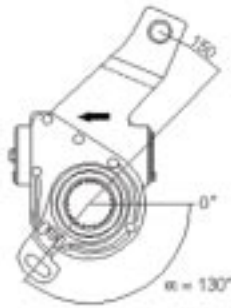
Spline Type:
25 JIS B 1602

Control Arm:
Type 1

Supplied with:

-

4W3770



To Fit:
Daewoo Truck and Bus

Replaces Haldex:
72857

Replaces OEM:

-

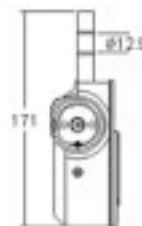
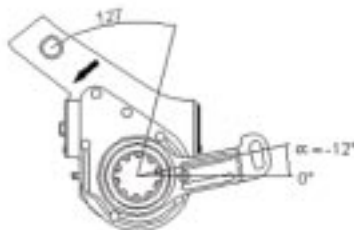
Spline Type:
25 JIS B 1602

Control Arm:
Type 1

Supplied with:

-

4W3775



To Fit:

Replaces Haldex:
72179

Replaces OEM:

-

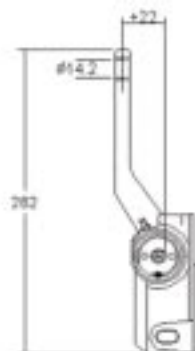
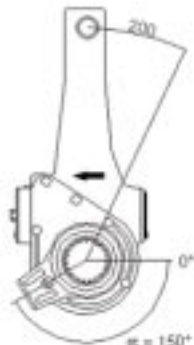
Spline Type:
10 SAE 1-1/2" - 10c

Control Arm:
Type 3

Supplied with:

-

4W3780



To Fit:

Replaces Haldex:
70869

Replaces OEM:

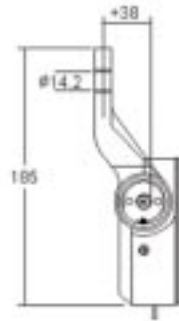
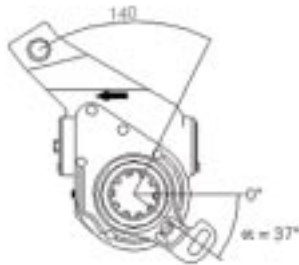
-

Spline Type:
19 DIN - 5482

Control Arm:
Type 5

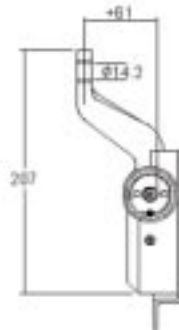
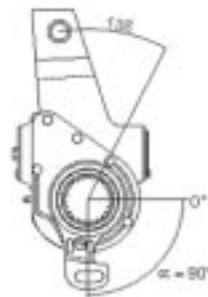
Supplied with:
Peg Bolt

4W3790



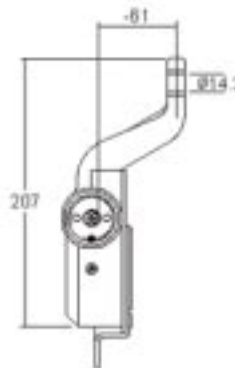
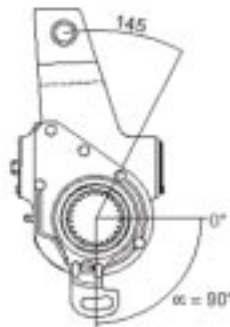
To Fit:
DAB Bus
 Replaces Haldex:
72679
 Replaces OEM:
0097774
 Spline Type:
10 SAE 1-1/2" - 10c
 Control Arm:
Type 1
 Supplied with:
 -

4W3795



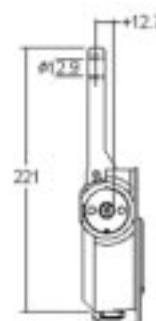
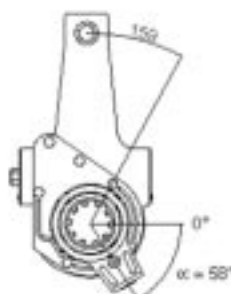
To Fit:
Mercedes Truck
 Replaces Haldex:
72054
 Replaces OEM:
6234200038
 Spline Type:
26 DIN 5480 N42 x 1.5
 Control Arm:
Type 1
 Supplied with:
 -

4W3800



To Fit:
Mercedes Truck
 Replaces Haldex:
72055
 Replaces OEM:
6234200138
 Spline Type:
26 DIN 5480 N42 x 1.5
 Control Arm:
Type 1
 Supplied with:
 -

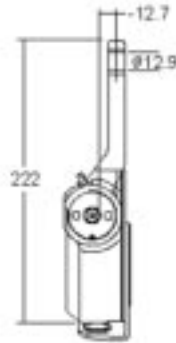
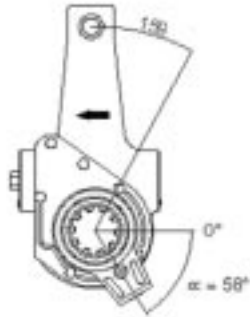
4W3805



To Fit:
Volvo Bus
 Replaces Haldex:
72721
 Replaces OEM:
1134829
 Spline Type:
10 SAE 1-1/2" - 10c
 Control Arm:
Type 5
 Supplied with:
Peg Bolt

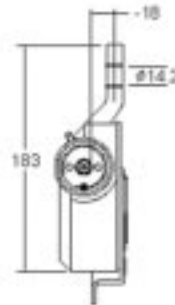
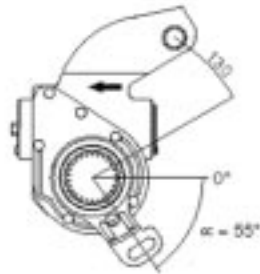
European Type ASA

4W3810



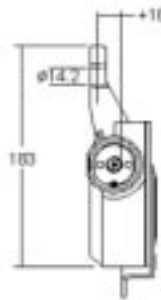
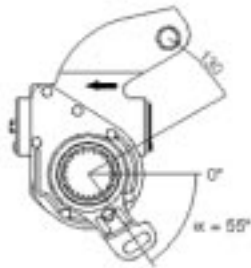
To Fit:
Volvo Bus
 Replaces Haldex:
72722
 Replaces OEM:
1134830
 Spline Type:
10 SAE 1-1/2" - 10c
 Control Arm:
Type 5
 Supplied with:
Peg Bolt

4W3815



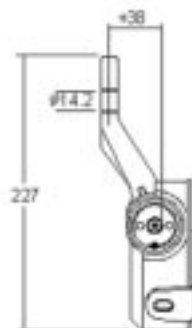
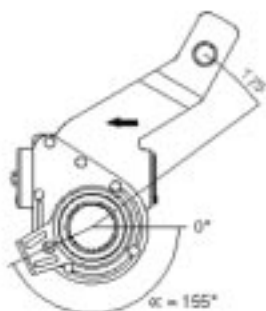
To Fit:
Mercedes Bus
 Replaces Haldex:
72811
 Replaces OEM:
3574201538
 Spline Type:
26 DIN 5480 N42 x 1.5
 Control Arm:
Type 1
 Supplied with:
 -

4W3820



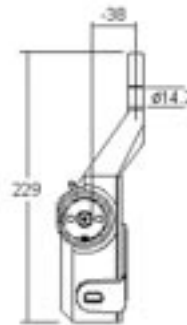
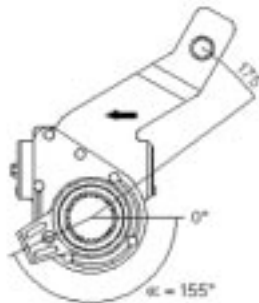
To Fit:
Mercedes Bus
 Replaces Haldex:
72812
 Replaces OEM:
3574201638
 Spline Type:
26 DIN 5480 N42 x 1.5
 Control Arm:
Type 1
 Supplied with:
 -

4W3825



To Fit:
Renault Truck
 Replaces Haldex:
79009
 Replaces OEM:
5000788696
 Spline Type:
27 E22-151 BNA-42 x 1.5 Module
 Control Arm:
Type 5
 Supplied with:
Peg Bolt

4W3830



To Fit:
Renault Truck

Replaces Haldex:
79010

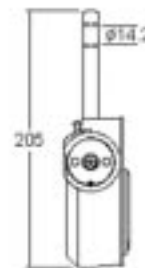
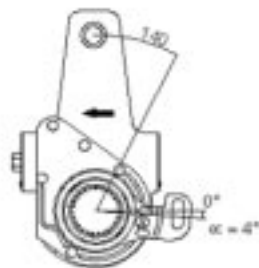
Replaces OEM:
5000788697

Spline Type:
27 E22-151 BNA-42 x 1.5 Module

Control Arm:
Type 5

Supplied with:
Peg Bolt

4W3835



To Fit:
Renault Truck

Replaces Haldex:
79012

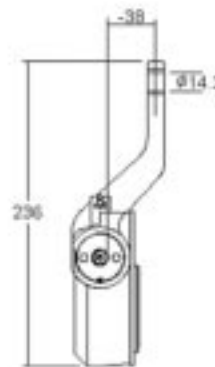
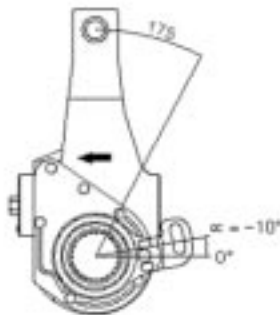
Replaces OEM:
5000445898

Spline Type:
27 E22-151 BNA-42 x 1.5 Module

Control Arm:
Type 1

Supplied with:
-

4W3840



To Fit:
Renault Truck

Replaces Haldex:
79306

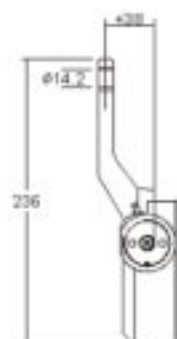
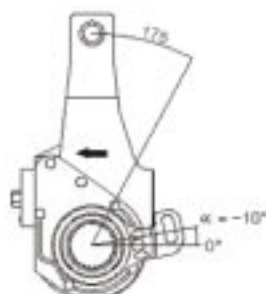
Replaces OEM:
5010260023

Spline Type:
27 E22-151 BNA-42 x 1.5 Module

Control Arm:
Type 1

Supplied with:
-

4W3845



To Fit:
Renault Truck

Replaces Haldex:
79307

Replaces OEM:
5010260024

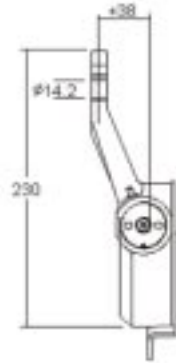
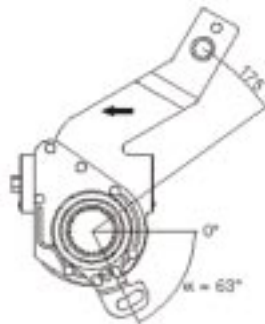
Spline Type:
27 E22-151 BNA-42 x 1.5 Module

Control Arm:
Type 1

Supplied with:
-

European Type ASA

4W3850



To Fit:
Renault Truck

Replaces Haldex:
79312

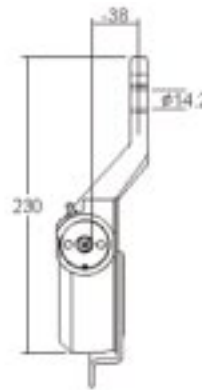
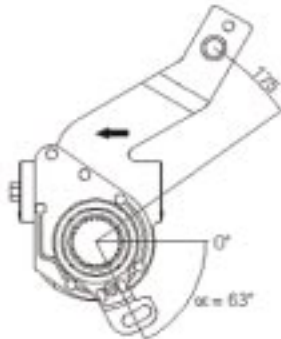
Replaces OEM:
5010260379

Spline Type:
27 E22-151 BNA-42 x 1.5 Module

Control Arm:
Type 1

Supplied with:
-

4W3855



To Fit:
Renault Truck

Replaces Haldex:
79313

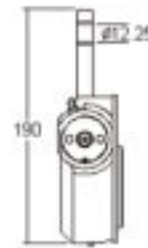
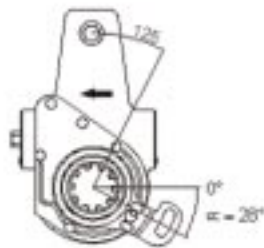
Replaces OEM:
5010260380

Spline Type:
27 E22-151 BNA-42 x 1.5 Module

Control Arm:
Type 1

Supplied with:
-

4W3860



To Fit:
Dongfeng Bus

Replaces Haldex:
79569

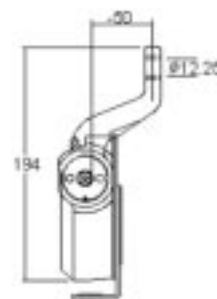
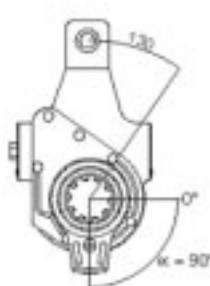
Replaces OEM:
-

Spline Type:
10 SAE 1-1/2" - 10c

Control Arm:
Type 1

Supplied with:
-

4W3865



To Fit:
Dongfeng Bus

Replaces Haldex:
79567

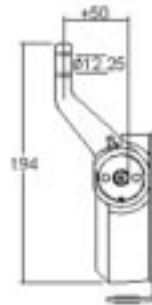
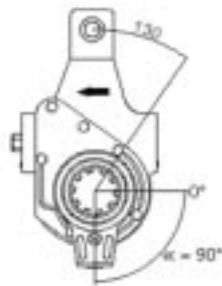
Replaces OEM:
-

Spline Type:
10 SAE 1-1/2" - 10c

Control Arm:
Type 5

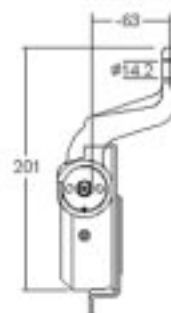
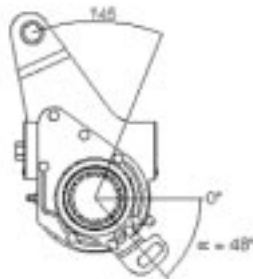
Supplied with:
Peg Bolt

4W3870



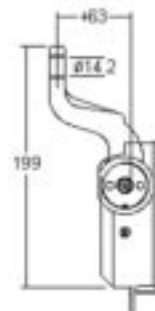
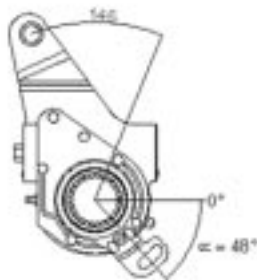
To Fit:
Dongfeng Bus
 Replaces Haldex:
79568
 Replaces OEM:
 -
 Spline Type:
10 SAE 1-1/2" - 10c
 Control Arm:
Type 5
 Supplied with:
Peg Bolt

4W3890



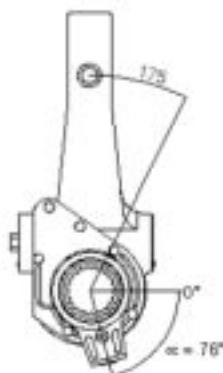
To Fit:
Mercedes Bus
 Replaces Haldex:
72064
 Replaces OEM:
3074201738
 Spline Type:
26 DIN 5480 N42 x 1.5
 Control Arm:
Type 1
 Supplied with:
 -

4W3895



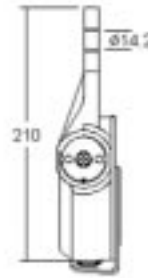
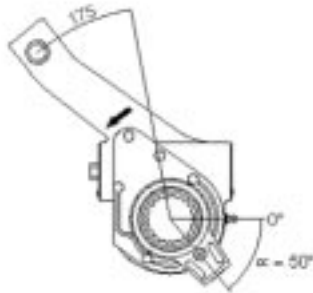
To Fit:
Mercedes Bus
 Replaces Haldex:
72065
 Replaces OEM:
3074201838
 Spline Type:
26 DIN 5480 N42 x 1.5
 Control Arm:
Type 1
 Supplied with:
 -

4W3900



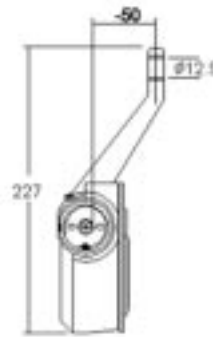
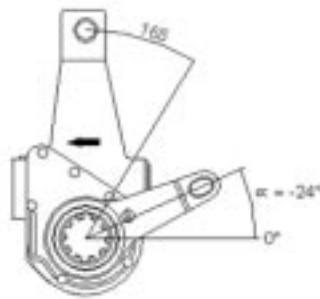
To Fit:
Liaz Bus
 Replaces Haldex:
79056
 Replaces OEM:
 -
 Spline Type:
20 DIN - 5482
 Control Arm:
Type 5
 Supplied with:
Peg Bolt

4W3905



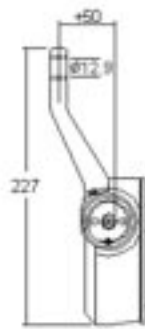
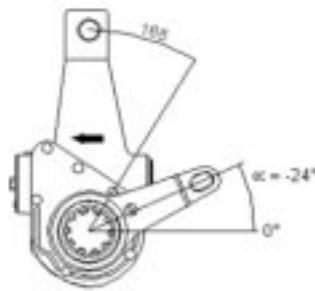
To Fit:
Liaz Bus
 Replaces Haldex:
79079
 Replaces OEM:
 -
 Spline Type:
20 DIN - 5482
 Control Arm:
Type 5
 Supplied with:
Peg Bolt

4W3910



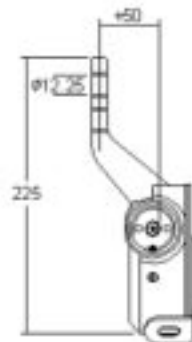
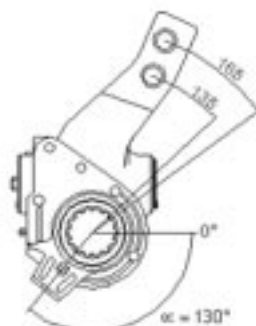
To Fit:
Volvo Bus
 Replaces Haldex:
79275
 Replaces OEM:
3193400
 Spline Type:
10 SAE 1-1/2" - 10c
 Control Arm:
Type 6
 Supplied with:
Peg Bolt

4W3915



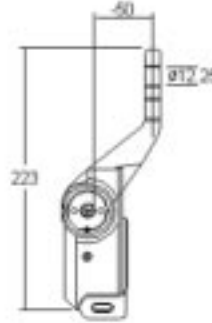
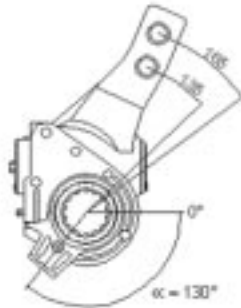
To Fit:
Volvo Bus
 Replaces Haldex:
79276
 Replaces OEM:
3193401
 Spline Type:
10 SAE 1-1/2" - 10c
 Control Arm:
Type 6
 Supplied with:
Peg Bolt

4W3920



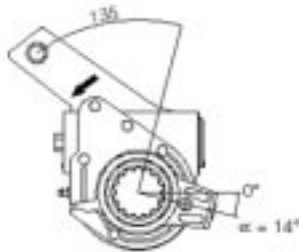
To Fit:
Dongfeng Bus
 Replaces Haldex:
79351
 Replaces OEM:
 -
 Spline Type:
14 JIS D (2.5 x 45°)
 Control Arm:
Type 7
 Supplied with:
Peg Bolt

4W3925



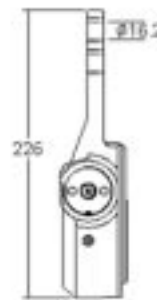
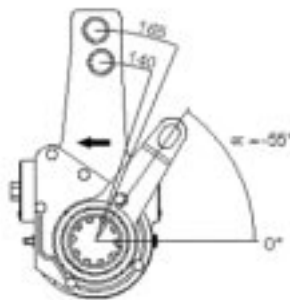
To Fit:
Dongfeng Bus
 Replaces Haldex:
79352
 Replaces OEM:
 -
 Spline Type:
14 JIS D (2.5 x 45°)
 Control Arm:
Type 7
 Supplied with:
Peg Bolt

4W3930



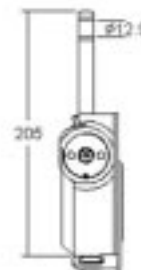
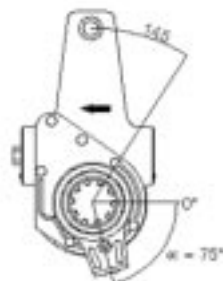
To Fit:
Dongfeng Bus
 Replaces Haldex:
79353
 Replaces OEM:
 -
 Spline Type:
14 JIS D (2.5 x 45°)
 Control Arm:
Type 24
 Supplied with:
Peg Bolt

4W3935



To Fit:
Scania Bus
 Replaces Haldex:
72953
 Replaces OEM:
308677
 Spline Type:
10 SAE 1-1/2" - 10c
 Control Arm:
Type 6
 Supplied with:
Peg Bolt

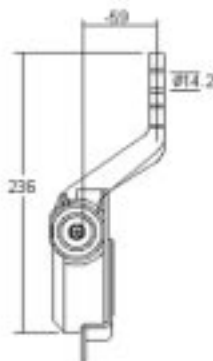
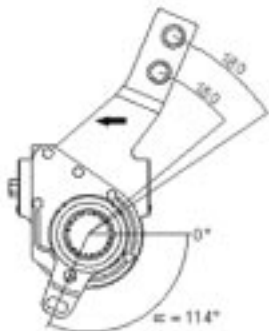
4W3940



To Fit:
Iveco Bus
 Replaces Haldex:
72425
 Replaces OEM:
1042976
 Spline Type:
10 SAE 1-1/2" - 10c
 Control Arm:
Type 5
 Supplied with:
Peg Bolt

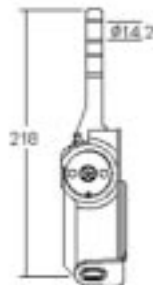
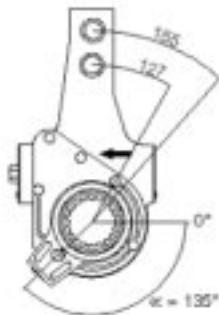
European Type ASA

4W3945



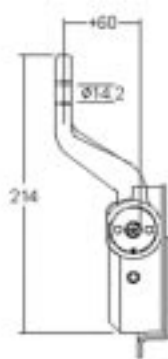
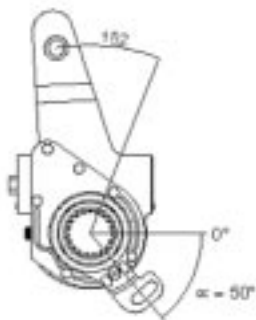
To Fit:
Saurer Truck
 Replaces Haldex:
 -
 Replaces OEM:
 -
 Spline Type:
19 DIN - 5482
 Control Arm:
Type 18
 Supplied with:
 -

4W3950



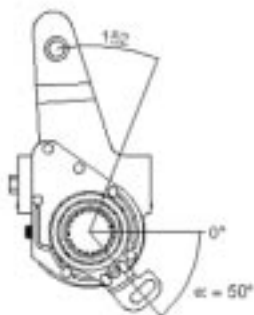
To Fit:
Liaz Bus
 Replaces Haldex:
72928
 Replaces OEM:
 -
 Spline Type:
20 DIN - 5482
 Control Arm:
Type 5
 Supplied with:
Peg Bolt

4W3955



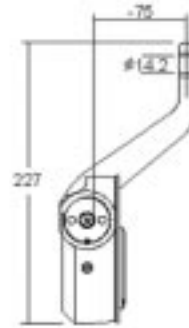
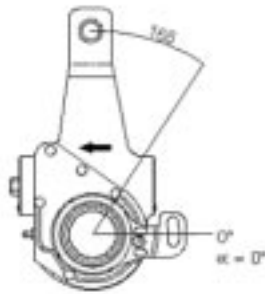
To Fit:
Van Hool Bus
 Replaces Haldex:
72921
 Replaces OEM:
 -
 Spline Type:
19 DIN - 5482
 Control Arm:
Type 1
 Supplied with:
 -

4W3960



To Fit:
Van Hool Bus
 Replaces Haldex:
72922
 Replaces OEM:
 -
 Spline Type:
19 DIN - 5482
 Control Arm:
Type 1
 Supplied with:
 -

4W3965



To Fit:

Sisu Axle

Replaces Haldex:
79396

Replaces OEM:
5465302011

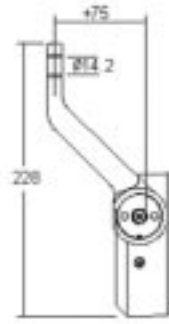
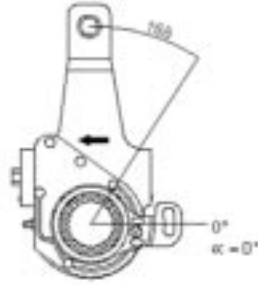
Spline Type:
26 DIN 5480 N42 x 1.5

Control Arm:
Type 1

Supplied with:

-

4W3970



To Fit:

Sisu Axle

Replaces Haldex:
79397

Replaces OEM:
5465302021

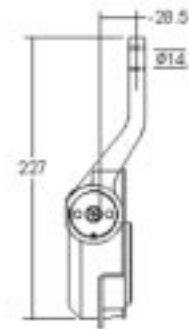
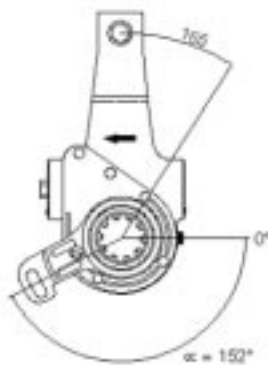
Spline Type:
26 DIN 5480 N42 x 1.5

Control Arm:
Type 1

Supplied with:

-

4W3975



To Fit:

DAF Truck and Bus

Replaces Haldex:
72833

Replaces OEM:
1242597

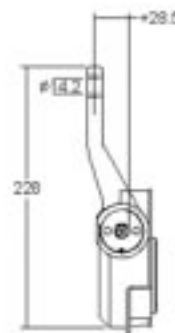
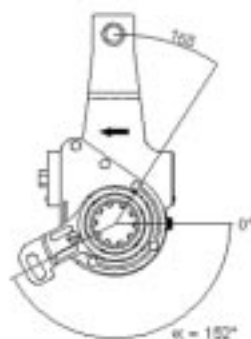
Spline Type:
10 SAE 1-1/2" - 10c

Control Arm:
Type 4

Supplied with:

-

4W3980



To Fit:

DAF Truck and Bus

Replaces Haldex:
72834

Replaces OEM:
1242598

Spline Type:
10 SAE 1-1/2" - 10c

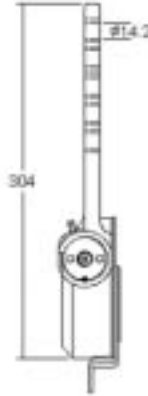
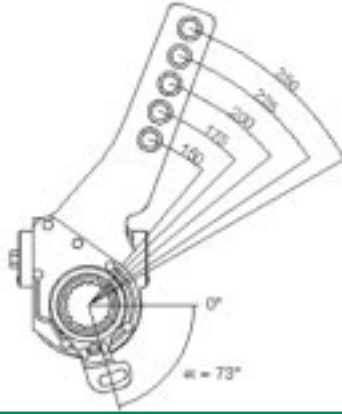
Control Arm:
Type 4

Supplied with:

-

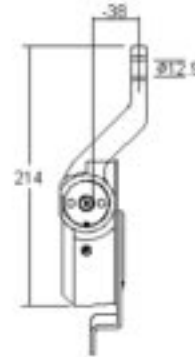
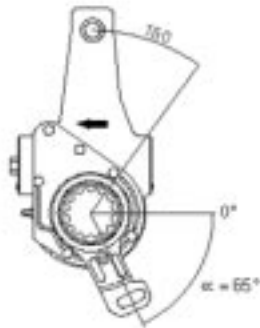
European Type ASA

4W3995



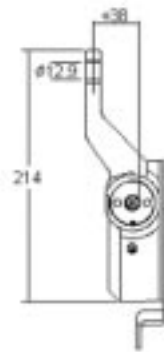
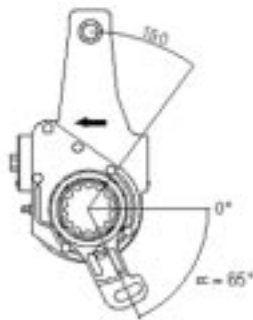
To Fit:
Panav Axle
 Replaces Haldex:
72888
 Replaces OEM:
 -
 Spline Type:
20 DIN - 5482
 Control Arm:
Type 1
 Supplied with:
 -

4W4000



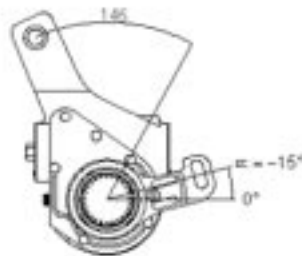
To Fit:
 Replaces Haldex:
79493
 Replaces OEM:
 -
 Spline Type:
14 JIS D
 Control Arm:
Type 4
 Supplied with:
 -

4W4005



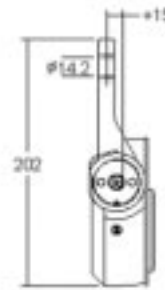
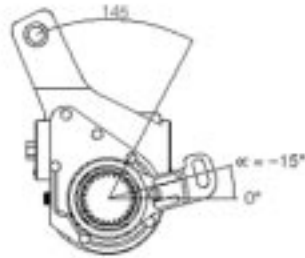
To Fit:
 Replaces Haldex:
79494
 Replaces OEM:
 -
 Spline Type:
14 JIS D
 Control Arm:
Type 4
 Supplied with:
 -

4W4010



To Fit:
Mercedes Bus
 Replaces Haldex:
72060
 Replaces OEM:
3574200638
 Spline Type:
26 DIN 5480 N42 x 1.5
 Control Arm:
Type 4
 Supplied with:
 -

4W4015



To Fit:
Mercedes Bus

Replaces Haldex:
72061

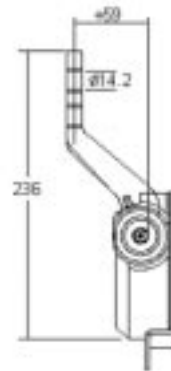
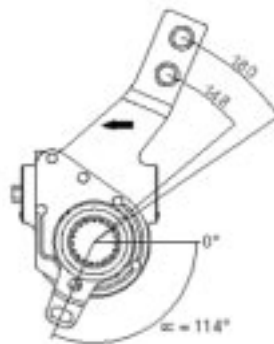
Replaces OEM:
3574200738

Spline Type:
26 DIN 5480 N42 x 1.5

Control Arm:
Type 4

Supplied with:
-

4W4020



To Fit:
Saurer Truck

Replaces Haldex:
-

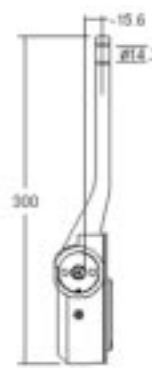
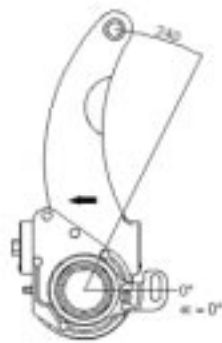
Replaces OEM:
-

Spline Type:
19 DIN - 5482

Control Arm:
Type 18

Supplied with:
-

4W4025



To Fit:
Karosa Bus

Replaces Haldex:
79059

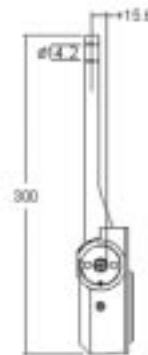
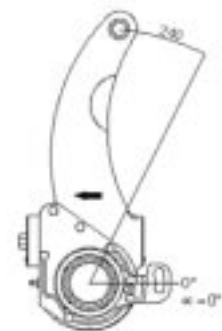
Replaces OEM:
-

Spline Type:
26 DIN 5480 N42 x 1.5

Control Arm:
Type 1

Supplied with:
-

4W4030



To Fit:
Karosa Bus

Replaces Haldex:
79060

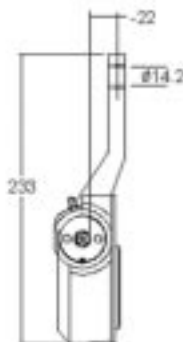
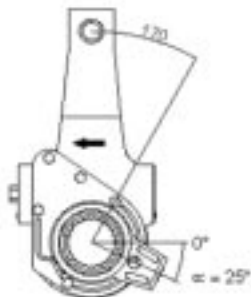
Replaces OEM:
-

Spline Type:
26 DIN 5480 N42 x 1.5

Control Arm:
Type 1

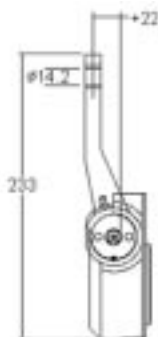
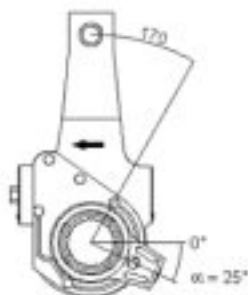
Supplied with:
-

4W4035



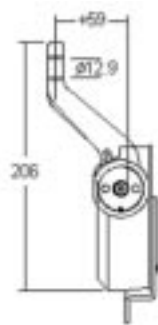
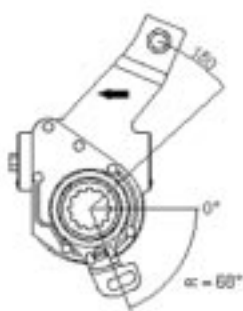
To Fit:
Karosa Bus
 Replaces Haldex:
79057
 Replaces OEM:
 -
 Spline Type:
26 DIN 5480 N42 x 1.5
 Control Arm:
Type 5
 Supplied with:
Peg Bolt

4W4040



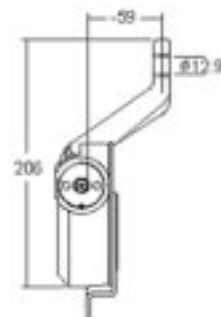
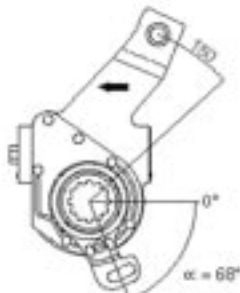
To Fit:
Karosa Bus
 Replaces Haldex:
79058
 Replaces OEM:
 -
 Spline Type:
26 DIN 5480 N42 x 1.5
 Control Arm:
Type 5
 Supplied with:
Peg Bolt

4W4050



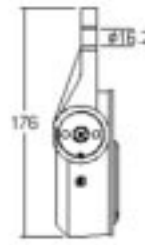
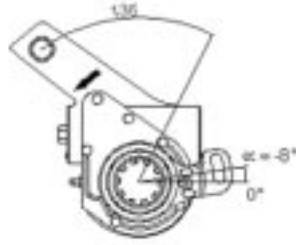
To Fit:
Kia Truck
 Replaces Haldex:
72818
 Replaces OEM:
 -
 Spline Type:
12
 Control Arm:
Type 1
 Supplied with:
 -

4W4055



To Fit:
Kia Truck
 Replaces Haldex:
72819
 Replaces OEM:
 -
 Spline Type:
12
 Control Arm:
Type 1
 Supplied with:
 -

4W4060



To Fit:
Hyundai Truck and Bus

Replaces Haldex:
72779

Replaces OEM:

-

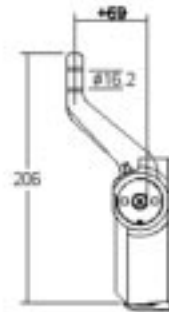
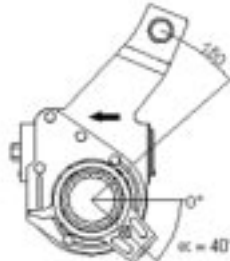
Spline Type:
10 SAE 1-1/2" - 10c

Control Arm:
Type 1

Supplied with:

-

4W4065



To Fit:
Daewoo Bus

Replaces Haldex:
79412

Replaces OEM:

-

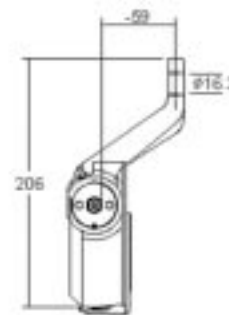
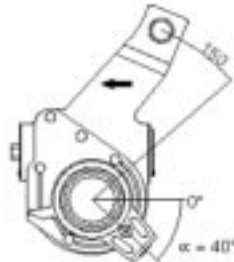
Spline Type:
25 JIS B 1602

Control Arm:
Type 28

Supplied with:

Peg Bolt

4W4070



To Fit:
Daewoo Bus

Replaces Haldex:
79413

Replaces OEM:

-

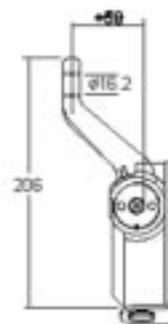
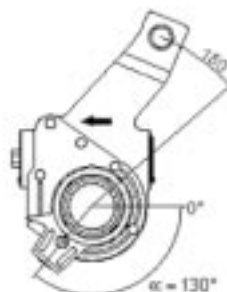
Spline Type:
25 JIS B 1602

Control Arm:
Type 28

Supplied with:

Peg Bolt

4W4075



To Fit:
Daewoo Truck and Bus

Replaces Haldex:
79414

Replaces OEM:

-

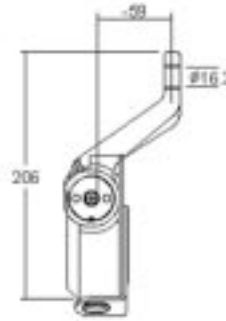
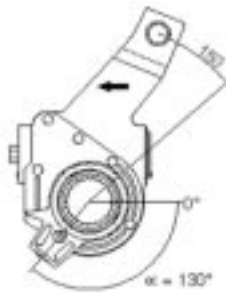
Spline Type:
25 JIS B 1602

Control Arm:
Type 7

Supplied with:

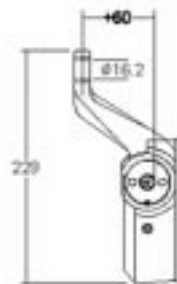
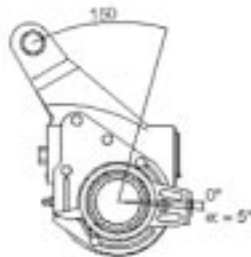
Peg Bolt

4W4080



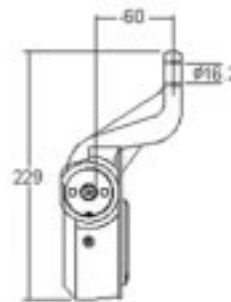
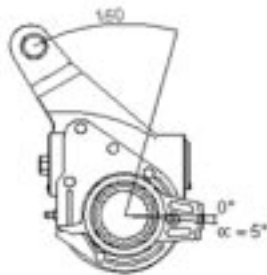
To Fit:
Daewoo Truck and Bus
 Replaces Haldex:
79415
 Replaces OEM:
 -
 Spline Type:
25 JIS B 1602
 Control Arm:
Type 7
 Supplied with:
Peg Bolt

4W4085



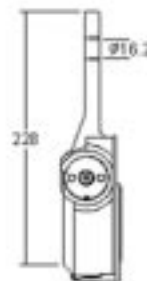
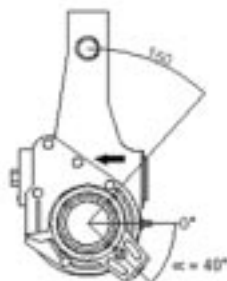
To Fit:
Daewoo Bus
 Replaces Haldex:
79417
 Replaces OEM:
 -
 Spline Type:
25 JIS B 1602
 Control Arm:
Type 29
 Supplied with:
Peg Bolt

4W4090



To Fit:
Daewoo Bus
 Replaces Haldex:
79418
 Replaces OEM:
 -
 Spline Type:
25 JIS B 1602
 Control Arm:
Type 29
 Supplied with:
Peg Bolt

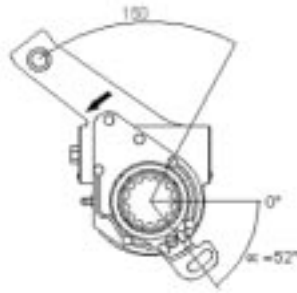
4W4095



To Fit:
Daewoo Bus
 Replaces Haldex:
79416
 Replaces OEM:
 -
 Spline Type:
25 JIS B 1602
 Control Arm:
Type 28
 Supplied with:
Peg Bolt

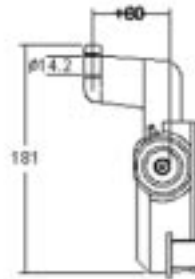
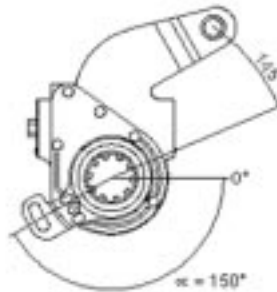


4W4100



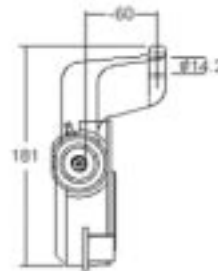
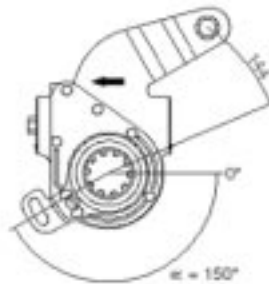
To Fit:
Kia Truck
 Replaces Haldex:
72820
 Replaces OEM:
 -
 Spline Type:
14 JIS B 1602
 Control Arm:
Type 1
 Supplied with:
 -

4W4105



To Fit:
Hyundai Truck and Bus
 Replaces Haldex:
72772
 Replaces OEM:
 -
 Spline Type:
10 SAE 1-1/2" - 10c
 Control Arm:
Type 2
 Supplied with:
 -

4W4110



To Fit:
Hyundai Truck and Bus
 Replaces Haldex:
72773
 Replaces OEM:
 -
 Spline Type:
10 SAE 1-1/2" - 10c
 Control Arm:
Type 2
 Supplied with:
 -

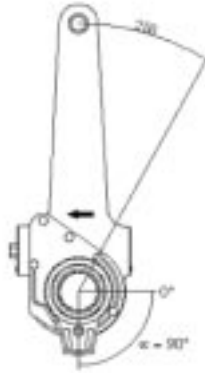
4W4115



To Fit:
Renault Bus
 Replaces Haldex:
70542
 Replaces OEM:
 -
 Spline Type:
**27 E22-151 BNA-42
 x 27 Teeth x 1.5 Module**
 Control Arm:
Type 5
 Supplied with:
Peg Bolt

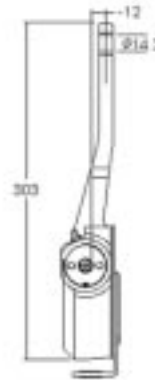
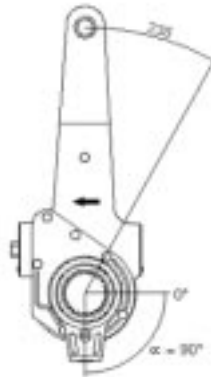
European Type ASA

4W4120



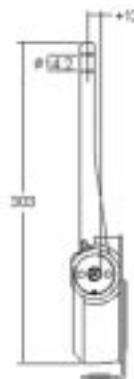
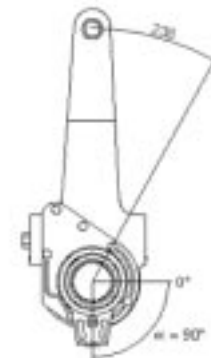
To Fit:
Renault Bus
 Replaces Haldex:
70543
 Replaces OEM:
 -
 Spline Type:
27 E22-151 BNA-42
x 27 Teeth x 1.5 Module
 Control Arm:
Type 5
 Supplied with:
Peg Bolt

4W4125



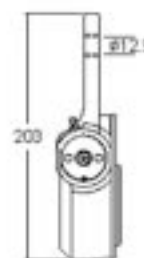
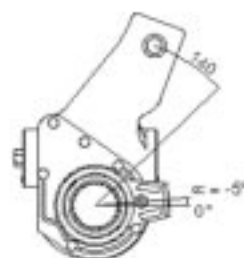
To Fit:
Renault Bus
 Replaces Haldex:
70975
 Replaces OEM:
 -
 Spline Type:
27 E22-151 BNA-42
x 27 Teeth x 1.5 Module
 Control Arm:
Type 5
 Supplied with:
Peg Bolt

4W4130



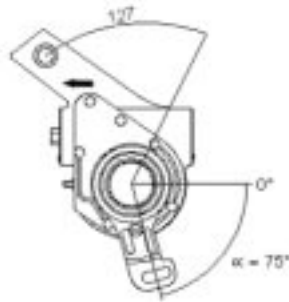
To Fit:
Renault Bus
 Replaces Haldex:
70976
 Replaces OEM:
 -
 Spline Type:
27 E22-151 BNA-42
x 27 Teeth x 1.5 Module
 Control Arm:
Type 5
 Supplied with:
Peg Bolt

4W4135



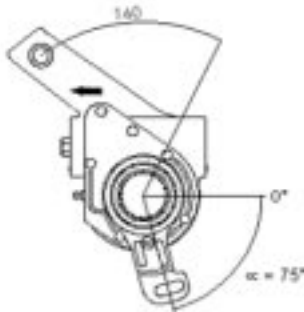
To Fit:
Foden Truck
 Replaces Haldex:
79133
 Replaces OEM:
 -
 Spline Type:
28 ANSI-B92.1
 Control Arm:
Type 5
 Supplied with:
Peg Bolt

4W4140



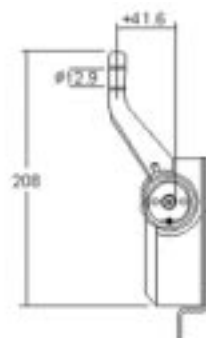
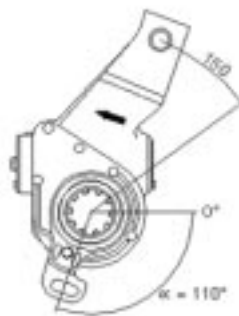
To Fit:
Foden Truck
 Replaces Haldex:
79184
 Replaces OEM:
 -
 Spline Type:
28 ANSI-B92.1
 Control Arm:
Type 4
 Supplied with:
 -

4W4145



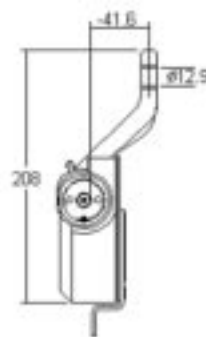
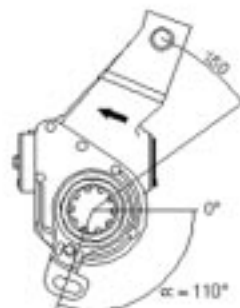
To Fit:
Foden Truck
 Replaces Haldex:
79461
 Replaces OEM:
 -
 Spline Type:
28 ANSI-B92.1
 Control Arm:
Type 4
 Supplied with:
 -

4W4150



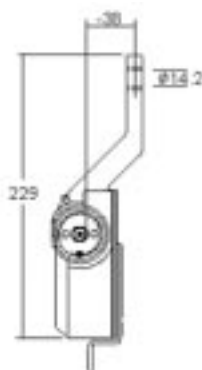
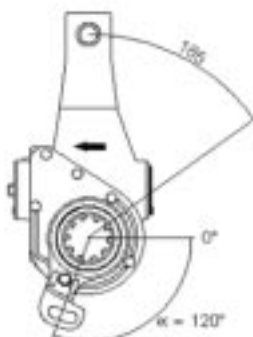
To Fit:
Kamaz Truck
 Replaces Haldex:
79364
 Replaces OEM:
 -
 Spline Type:
10 SAE 1-1/2" - 10c
 Control Arm:
Type 1
 Supplied with:
 -

4W4155



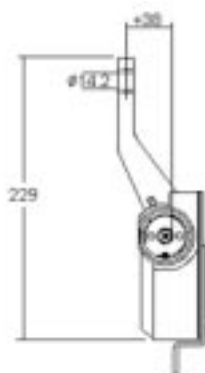
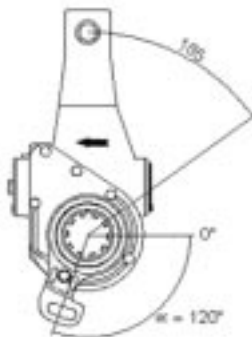
To Fit:
Kamaz Truck
 Replaces Haldex:
79365
 Replaces OEM:
 -
 Spline Type:
10 SAE 1-1/2" - 10c
 Control Arm:
Type 1
 Supplied with:
 -

4W4160



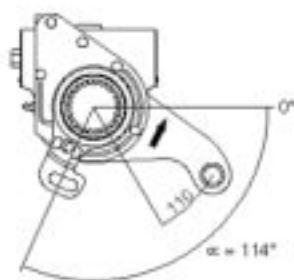
To Fit:
Kamaz Truck
 Replaces Haldex:
79258
 Replaces OEM:
 -
 Spline Type:
10 SAE 1-1/2" - 10c
 Control Arm:
Type 1
 Supplied with:
 -

4W4165



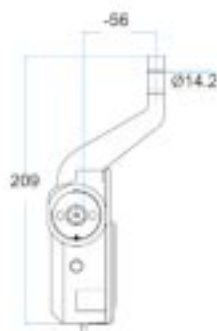
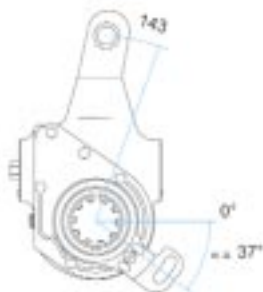
To Fit:
Kamaz Truck
 Replaces Haldex:
79259
 Replaces OEM:
 -
 Spline Type:
10 SAE 1-1/2" - 10c
 Control Arm:
Type 1
 Supplied with:
 -

4W4170



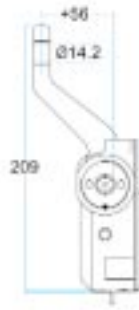
To Fit:
Mercedes Truck
 Replaces Haldex:
70870
 Replaces OEM:
 -
 Spline Type:
26 DIN 5480 N42 x 1.5
 Control Arm:
Type 1
 Supplied with:
 -

4W4175



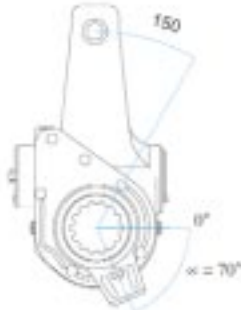
To Fit:
Volvo Bus
 Replaces Haldex:
72695
 Replaces OEM:
3193402
 Spline Type:
10 SAE 1-1/2" - 10c
 Control Arm:
Type 1
 Supplied with:
 -

4W4180



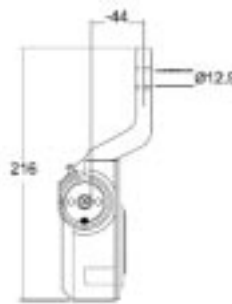
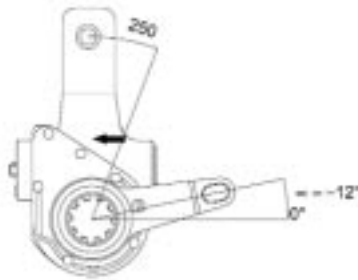
To Fit:
Volvo Bus
 Replaces Haldex:
72696
 Replaces OEM:
3193403
 Spline Type:
10 SAE 1-1/2" - 10c
 Control Arm:
Type 1
 Supplied with:
 -

4W4185



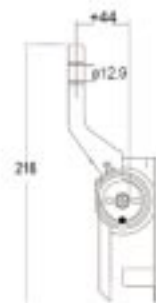
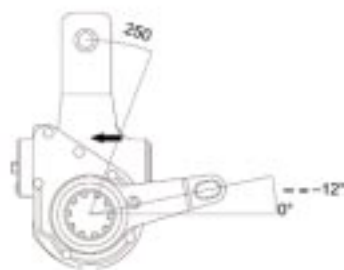
To Fit:
 Replaces Haldex:
79436
 Replaces OEM:
 -
 Spline Type:
14 JIS D
 Control Arm:
Type 5
 Supplied with:
Peg Bolt

4W4190



To Fit:
Volvo Bus
 Replaces Haldex:
79713
 Replaces OEM:
 -
 Spline Type:
10 SAE 1-1/2" - 10c
 Control Arm:
Type 6
 Supplied with:
Peg Bolt

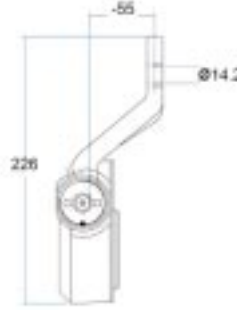
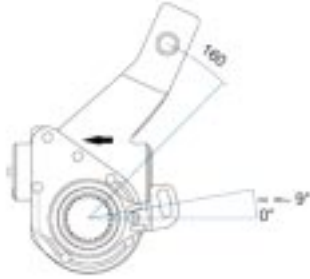
4W4195



To Fit:
Volvo Bus
 Replaces Haldex:
79714
 Replaces OEM:
 -
 Spline Type:
10 SAE 1-1/2" - 10c
 Control Arm:
Type 6
 Supplied with:
Peg Bolt

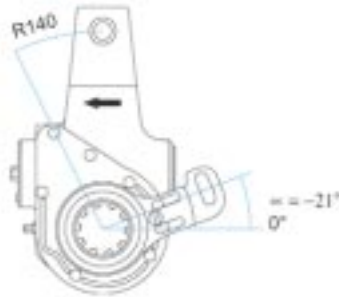
European Type ASA

4W4200



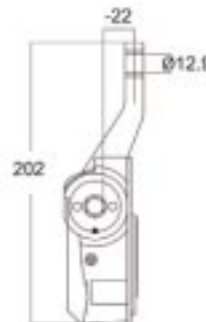
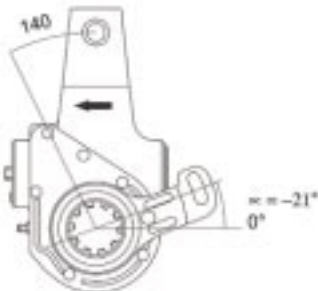
To Fit:
Renault
 Replaces Haldex:
79440
 Replaces OEM:
 -
 Spline Type:
27 E22-151 BNA-42
 Control Arm:
Type 1
 Supplied with:
 -

4W4205



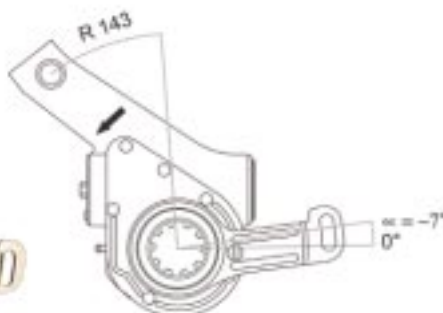
To Fit:
Dennis Bus
 Replaces Haldex:
79265
 Replaces OEM:
 -
 Spline Type:
10 SAE 1-1/2" - 10c
 Control Arm:
Type 4
 Supplied with:
 -

4W4210



To Fit:
Dennis Bus
 Replaces Haldex:
79266
 Replaces OEM:
 -
 Spline Type:
10 SAE 1-1/2" - 10c
 Control Arm:
Type 4
 Supplied with:
 -

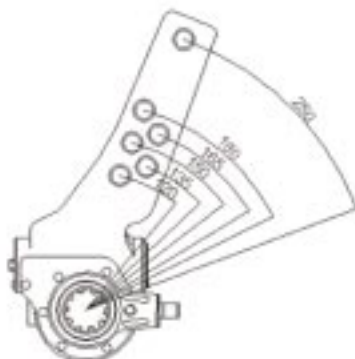
4W4215



To Fit:
Foden Truck
 Replaces Haldex:
79682
 Replaces OEM:
 -
 Spline Type:
10 SAE 1-1/2" - 10c
 Control Arm:
Type 3
 Supplied with:
 -

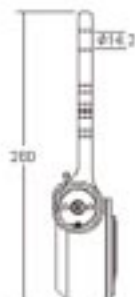
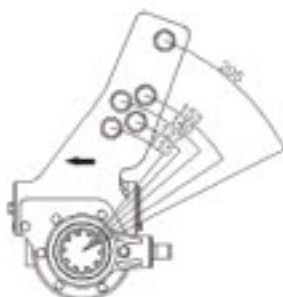
European Type S-ASA

6Y1500



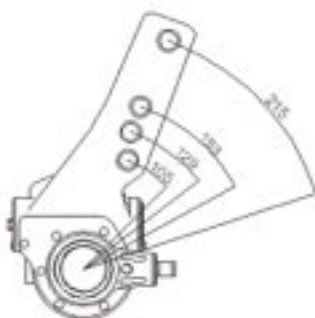
To Fit:
BPW Trailer
 Replaces Haldex:
80019
 Replaces OEM:
0517482212
 Spline Type:
10 SAE 1-1/2" - 10c
 Control Arm:
Type 51
 Supplied with:
Bracket Kit

6Y1505



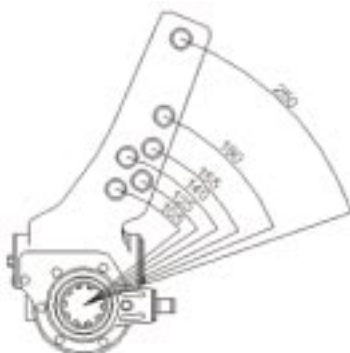
To Fit:
ROR Trailer
 Replaces Haldex:
80020
 Replaces OEM:
21229249
 Spline Type:
10 SAE 1-1/2" - 10c
 Control Arm:
Type 51
 Supplied with:
Bracket Kit

6Y1510



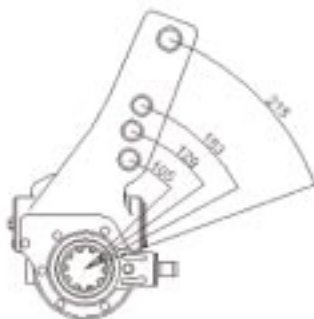
To Fit:
Fruehauf Trailer
 Replaces Haldex:
80021
 Replaces OEM:
AJB0743001
 Spline Type:
37 ANSI-B92.1
 Control Arm:
Type 51
 Supplied with:
Bracket Kit

6Y1515



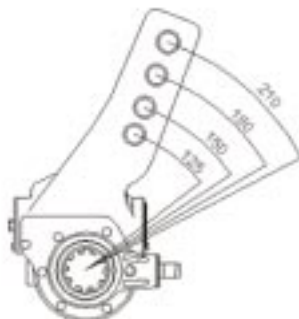
To Fit:
SAF Trailer
 Replaces Haldex:
80022
 Replaces OEM:
4175024900
 Spline Type:
10 SAE 1-1/2" - 10c
 Control Arm:
Type 51
 Supplied with:
Bracket Kit

6Y1520



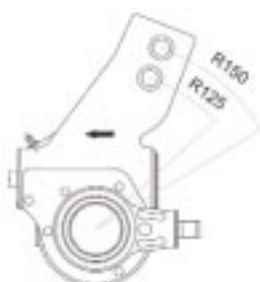
To Fit:
SMB Trailer
 Replaces Haldex:
80023
 Replaces OEM:
M002416
 Spline Type:
10 SAE 1-1/2" - 10c
 Control Arm:
Type 51
 Supplied with:
Bracket Kit

6Y1525



To Fit:
Trailer Trailer
 Replaces Haldex:
80024
 Replaces OEM:
T0017649Z
 Spline Type:
10 SAE 1-1/2" - 10c
 Control Arm:
Type 51
 Supplied with:
Bracket Kit

6Y1530

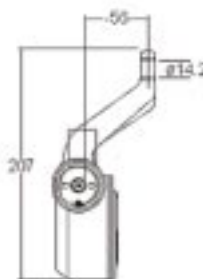


To Fit:
Henred Trailer
 Replaces Haldex:
80037
 Replaces OEM:

 Spline Type:
37 ANSI-B92.1
 Control Arm:
Type 51
 Supplied with:
Bracket Kit

European Type S-ASA

6Y6500



To Fit:

Actros

Replaces Haldex:
80000

Replaces OEM:
9454200238

Spline Type:
26 DIN 5480 N42 x 1.5

Control Arm:
Type 1

Supplied with:

6Y6505



To Fit:

Actros

Replaces Haldex:
80001

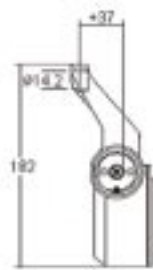
Replaces OEM:
9454200338

Spline Type:
26 DIN 5480 N42 x 1.5

Control Arm:
Type 1

Supplied with:

6Y6510



To Fit:

Actros

Replaces Haldex:
80008

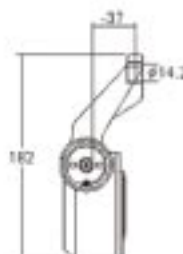
Replaces OEM:
9454200038

Spline Type:
26 DIN 5480 N42 x 1.5

Control Arm:
Type 4

Supplied with:

6Y6515



To Fit:

Actros

Replaces Haldex:
80009

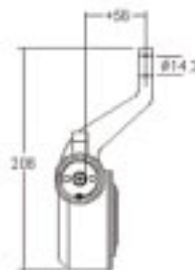
Replaces OEM:
9454200138

Spline Type:
26 DIN 5480 N42 x 1.5

Control Arm:
Type 4

Supplied with:

6Y6520



To Fit:

Actros

Replaces Haldex:
80010

Replaces OEM:
9454200838

Spline Type:
26 DIN 5480 N42 x 1.5

Control Arm:
Type 1

Supplied with:

6Y6525



To Fit:

Actros

Replaces Haldex:
80011

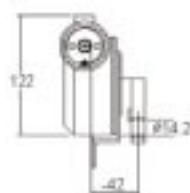
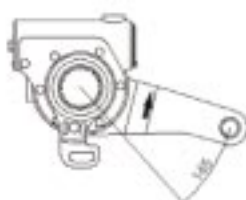
Replaces OEM:
9454200738

Spline Type:
26 DIN 5480 N42 x 1.5

Control Arm:
Type 1

Supplied with:

6Y6530



To Fit:

Actros

Replaces Haldex:
80012

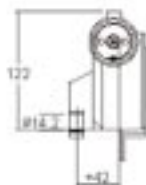
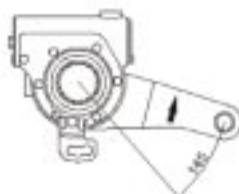
Replaces OEM:
9454200538

Spline Type:
26 DIN 5480 N42 x 1.5

Control Arm:
Type 1

Supplied with:

6Y6535



To Fit:

Actros

Replaces Haldex:
80013

Replaces OEM:
9454200638

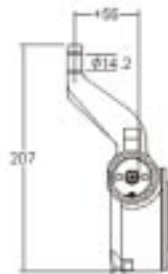
Spline Type:
26 DIN 5480 N42 x 1.5

Control Arm:
Type 1

Supplied with:

European Type S-ASA

6Y6540



To Fit:

Actros

Replaces Haldex:

80014

Replaces OEM:

9454200438

Spline Type:

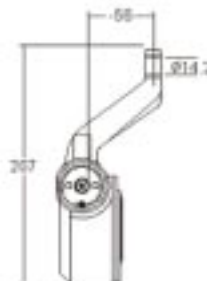
26 DIN 5480 N42 x 1.5

Control Arm:

Type 1

Supplied with:

6Y6545



To Fit:

Actros

Replaces Haldex:

80030

Replaces OEM:

9454200938

Spline Type:

26 DIN 5480 N42 x 1.5

Control Arm:

Type 1

Supplied with:

4W0005



Anchor Bracket - Meritor
Haldex No: 76995

4W0010



Anchor Bracket - Meritor
Haldex No: 76996

4W0011



Anchor Bracket - Meritor
Haldex No: 978480

4W0012



Anchor Bracket - Meritor
Haldex No: 978481

4W0013



Anchor Bracket - Meritor
Haldex No: 76671

4W0015



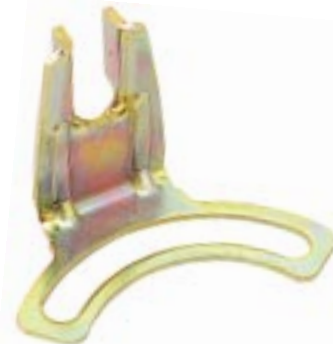
Anchor Bracket - BPW/SAF
Haldex No: 76979

4W0016



Anchor Bracket - Meritor
Haldex No: 76672

4W0020



Anchor Bracket - BPW/SAF
Haldex No: 76980

European Type Spare Parts

4W0025



Anchor Bracket - Fruehauf
Haldex No: 76986

4W0030



Anchor Bracket - BPW

4W0035



Anchor Bracket

4W0040



Anchor Bracket - Battaglino

4W0045



Anchor Bracket - Battaglino

4W0058



Control Unit
Available on request

4W0100



Wear Indicator
Haldex No: 76012

4W0110



Wear Indicator - Meritor
Haldex No: 76924

4W0200



Plastic Grommet
Haldex No: 76878

4W0210



Rack
Haldex No: 51326

4W0250



Anchor Screw M10

4W0260



Anchor Screw M8

4W0270



Peg Bolt
Haldex No: 76902

4W0300



Arm Bush 1/2" Internal Diameter
Haldex No: 84579

4W0310



Arm Bush 14mm Internal Diameter
Haldex No: 76660

4W320



Arm Bush 16mm Internal Diameter
Haldex No: 45424

European Type Spare Parts

4W0330



Arm Bush 12mm Internal Diameter

4W0340



Arm Bush 18mm Internal Diameter

4W0900



Repair Kit - Standard
Haldex No: 76046


4W0910



Repair Kit - c/w 4W0210


European Type Control Arms

Type 1




Distance between Control Arm centre to Anchor position: **66mm**

Type 2




Distance between Control Arm centre to Anchor position: **66mm**

Type 3




Distance between Control Arm centre to Anchor position: **100mm**

Type 4




Distance between Control Arm centre to Anchor position: **78mm**

Type 5



Distance between Control Arm centre to Anchor position: **60mm**
Arm includes a Grommet


Type 6



Distance between Control Arm centre to Anchor position: **100mm**
Arm includes a Grommet


European Type Control Arms

Type 7




Distance between Control Arm centre to Anchor position: **60mm**
Arm includes a Grommet

Type 13




Distance between Control Arm centre to Anchor position: **61mm**

Type 15



Distance between Control Arm centre to Anchor position: **66mm**

Type 16




Distance between Control Arm centre to Anchor position: **58mm**

Type 17



Distance between Control Arm centre to Anchor position: **65mm**

Type 18




Distance between Control Arm centre to Anchor position: **65mm**




European Type Control Arms

Type 19




Distance between Control Arm centre
to Anchor position: **70mm**

Type 20




Distance between Control Arm centre
to Anchor position: **70mm**

Type 21




Distance between Control Arm centre
to Anchor position: **70mm**

Type 22




Distance between Control Arm centre
to Anchor position: **70mm**

Type 23




Type 24



Distance between Control Arm centre
to Anchor position: **60mm**
Arm includes a Grommet


European Type Control Arms

Type 25




Distance between Control Arm centre to Anchor position: **92mm**

Type 28



Distance between Control Arm centre to Anchor position: **60mm**
Arm includes a Grommet

Type 29



Distance between Control Arm centre to Anchor position: **60mm**
Arm includes a Grommet

Type 51



Distance between Control Arm centre to Anchor position: **70mm**

Introduction

In North America clearance sensing slack adjusters are only just starting to dominate the OE market. However, due to the benefits they offer over the stroke sensing systems, they are frequently requested in the aftermarket to replace stroke sensing adjusters.

For this reason the majority of North American ASAs are provided with a fitting kit designed to allow the ASA to be fitted to applications where it was not the OE specified product.

This combination of ASA and fitting kit also means that an ASA can be used on a variety of manufacturers' axles. Therefore the application information is generally given for the axle type rather than the manufacturer. We have followed this practice in designating each adjuster as Drive Axle, Steer Axle, Trailer Axle or Transit.

Each part number is represented by 3 images.

Image 1 is a photograph of the listed part. It demonstrates the general appearance of the slack adjuster. It is designed so that the offset and inclination of the body can be easily discerned.



Image 1

Image 2 shows a front view line drawing.

The distance from centre of the wormgear to centre of the clevis hole is indicated in millimetres.

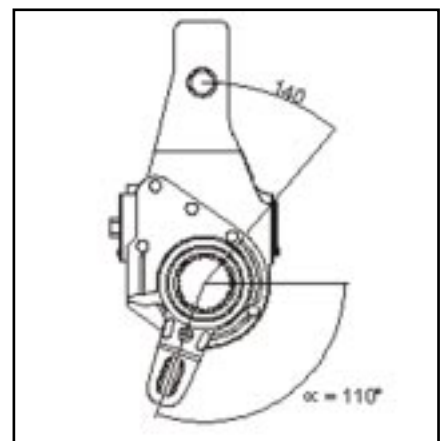


Image 2

Image 3 shows a side view drawing.

The overall length, shown in millimetres, does not include the control arm extension. The internal diameter of each clevis bush is shown in millimetres.

If the body casting is offset this measurement is taken as follows: Take the distance from the centre of the body casting where the hex nut extends to the centre of the casting at the last clevis hole.

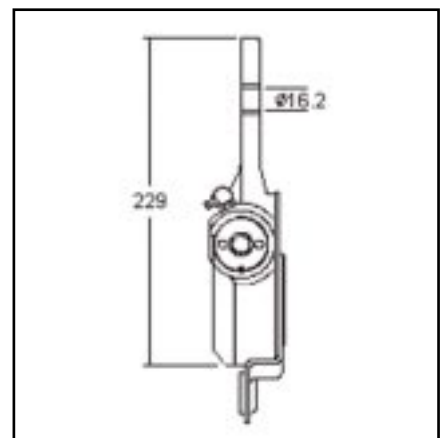
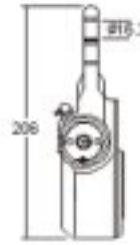
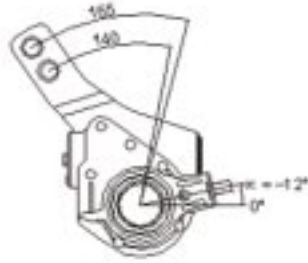


Image 3

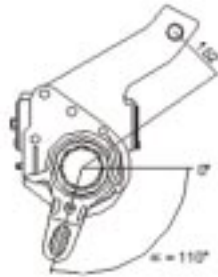
North American Type ASA

4W8000



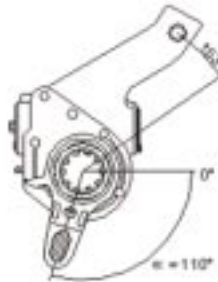
To Fit:
Drive
 Haldex Kit:
400-10141
 Haldex Unit:
40910653
 Spline Type:
28 ANSI B92.1
 Control Arm:
Type 101
 Supplied with:
4W0800

4W8005



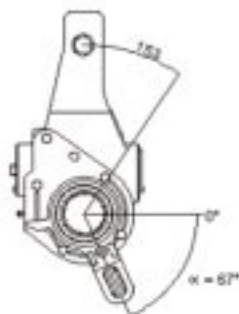
To Fit:
Trailer
 Haldex Kit:
400-10305
 Haldex Unit:
40910655
 Spline Type:
28 ANSI B92.1
 Control Arm:
Type 103
 Supplied with:
4W0805

4W8010



To Fit:
Trailer
 Haldex Kit:
400-10306
 Haldex Unit:
40910656
 Spline Type:
10 SAE 1-1/2" - 10c
 Control Arm:
Type 103
 Supplied with:
4W0805

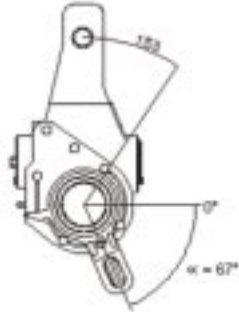
4W8015



To Fit:
Trailer
 Haldex Kit:
400-10212
 Haldex Unit:
40910673
 Spline Type:
28 ANSI B92.1
 Control Arm:
Type 102
 Supplied with:
4W0840

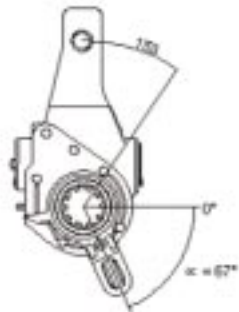


4W8020



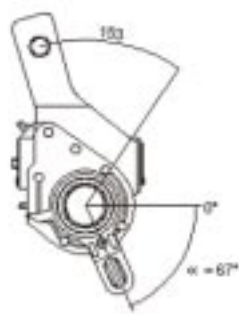
To Fit:
Trailer
 Haldex Kit:
400-10214
 Haldex Unit:
40910674
 Spline Type:
37 ANSI B92.1
 Control Arm:
Type 102
 Supplied with:
4W0805

4W8025



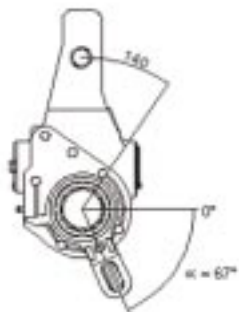
To Fit:
Trailer
 Haldex Kit:
400-10216
 Haldex Unit:
40910675
 Spline Type:
10 SAE 1-1/2" - 10c
 Control Arm:
Type 102
 Supplied with:
4W0840

4W8030



To Fit:
Drive
 Haldex Kit:
400-10144
 Haldex Unit:
40910678
 Spline Type:
28 ANSI B92.1
 Control Arm:
Type 102
 Supplied with:
4W0810

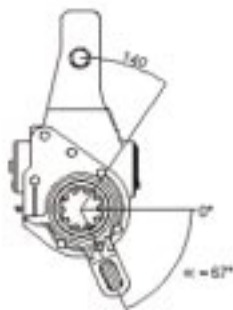
4W8035



To Fit:
Trailer
 Haldex Kit:
400-10211
 Haldex Unit:
40910683
 Spline Type:
28 ANSI B92.1
 Control Arm:
Type 102
 Supplied with:
4W0805

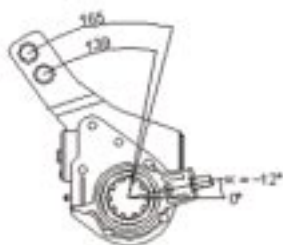
North American Type ASA

4W8040



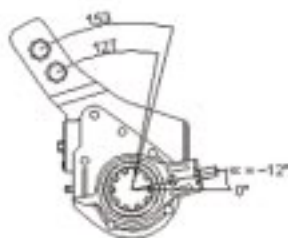
To Fit:
Trailer
 Haldex Kit:
400-10215
 Haldex Unit:
40910685
 Spline Type:
10 SAE 1-1/2" - 10c
 Control Arm:
Type 102
 Supplied with:
4W0840

4W8045



To Fit:
Drive
 Haldex Kit:
400-10143
 Haldex Unit:
40910733
 Spline Type:
10 SAE 1-1/2" - 10c
 Control Arm:
Type 101
 Supplied with:
4W0800

4W8050



To Fit:
Drive
 Haldex Kit:
400-10142
 Haldex Unit:
40910741
 Spline Type:
10 SAE 1-1/2" - 10c
 Control Arm:
Type 101
 Supplied with:
4W0800

4W8055



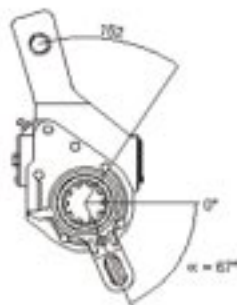
To Fit:
Drive
 Haldex Kit:
400-10140
 Haldex Unit:
40910742
 Spline Type:
28 ANSI B92.1
 Control Arm:
Type 101
 Supplied with:
4W0800

4W8060



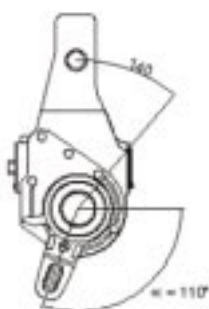
To Fit:
Steer
 Haldex Kit:
400-10008
 Haldex Unit:
40910663
 Spline Type:
28 ANSI B92.1
 Control Arm:
Type 103
 Supplied with:
4W0810

4W8065



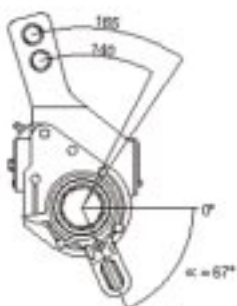
To Fit:
Drive
 Haldex Kit:
400-10145
 Haldex Unit:
40910680
 Spline Type:
10 SAE 1-1/2" - 10c
 Control Arm:
Type 102
 Supplied with:
4W0810

4W8070



To Fit:
Steer
 Haldex Kit:
400-10004
 Haldex Unit:
40910659
 Spline Type:
24 ANSI B92.1 - 1970
 Control Arm:
Type 103
 Supplied with:
4W0815

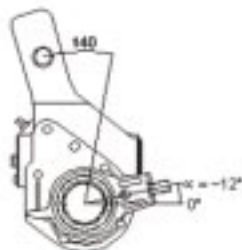
4W8075



To Fit:
Drive
 Haldex Kit:
400-10146
 Haldex Unit:
40910679
 Spline Type:
28 ANSI B92.1
 Control Arm:
Type 102
 Supplied with:
4W0810

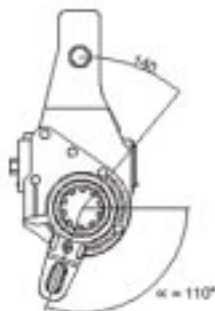
North American Type ASA

4W8080



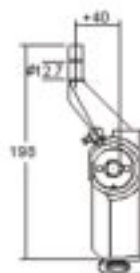
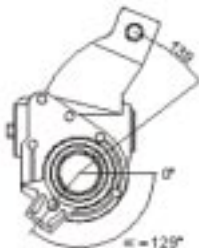
To Fit:
Drive
 Haldex Kit:
400-10402
 Haldex Unit:
40910584
 Spline Type:
28 ANSI B92.1
 Control Arm:
Type 101
 Supplied with:
4W0825

4W8085



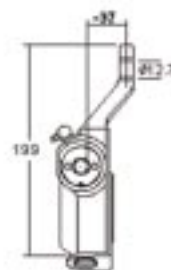
To Fit:
Steer
 Haldex Kit:
400-10001
 Haldex Unit:
40910658
 Spline Type:
10 SAE 1-1/4" - 10c
 Control Arm:
Type 103
 Supplied with:
4W0810

4W8090



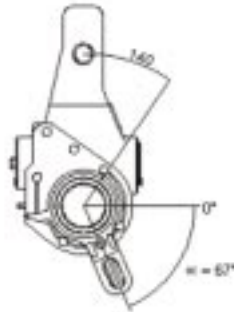
To Fit:
Steer
 Haldex Kit:
400-10010
 Haldex Unit:
40910600
 Spline Type:
28 ANSI B92.1
 Control Arm:
Type 104
 Supplied with:
4W0820

4W8095



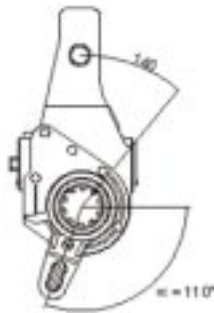
To Fit:
Steer
 Haldex Kit:
400-10009
 Haldex Unit:
40910599
 Spline Type:
28 ANSI B92.1
 Control Arm:
Type 104
 Supplied with:
4W0820

4W8100



To Fit:
Trailer
 Haldex Kit:
400-10213
 Haldex Unit:
40910684
 Spline Type:
37 ANSI B92.1
 Control Arm:
Type 102
 Supplied with:
4W0805

4W8105



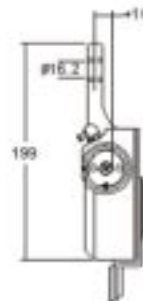
To Fit:
Steer
 Haldex Kit:
400-10005
 Haldex Unit:
40910662
 Spline Type:
10 SAE 1-1/2" - 10c
 Control Arm:
Type 103
 Supplied with:
4W0810

4W8110



To Fit:
Trailer
 Haldex Kit:
400-10304
 Haldex Unit:
40910654
 Spline Type:
28 ANSI B92.1 - 1996
 Control Arm:
Type 103
 Supplied with:
4W0805

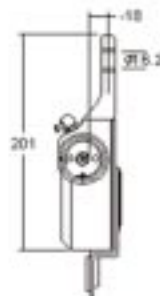
4W8115



To Fit:
Steer
 Haldex Kit:
400-10003
 Haldex Unit:
40910660
 Spline Type:
10 SAE 1-1/4" - 10c
 Control Arm:
Type 103
 Supplied with:
4W0810

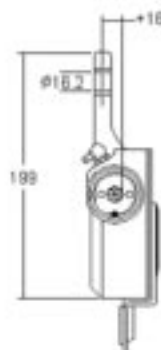
North American Type ASA

4W8120



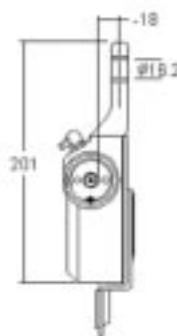
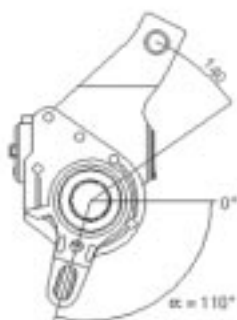
To Fit:
Steer
 Haldex Kit:
400-10002
 Haldex Unit:
40910661
 Spline Type:
10 SAE 1-1/4" - 10c
 Control Arm:
Type 103
 Supplied with:
4W0810

4W8125



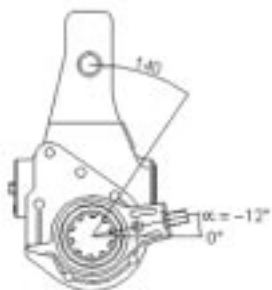
To Fit:
Steer
 Haldex Kit:
400-10041
 Haldex Unit:
40910664
 Spline Type:
24 ANSI B92.1 - 1970
 Control Arm:
Type 103
 Supplied with:
4W0815

4W8130



To Fit:
Steer
 Haldex Kit:
400-10040
 Haldex Unit:
40910665
 Spline Type:
24 ANSI B92.1 - 1970
 Control Arm:
Type 103
 Supplied with:
4W0815

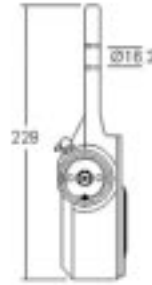
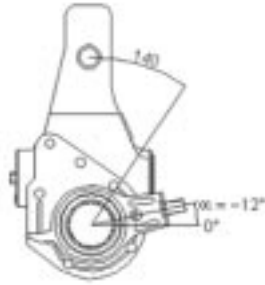
4W8135



To Fit:
Drive
 Haldex Kit:
400-10155
 Haldex Unit:
40910635
 Spline Type:
10 SAE 1-1/2" - 10c
 Control Arm:
Type 101
 Supplied with:
4W0830

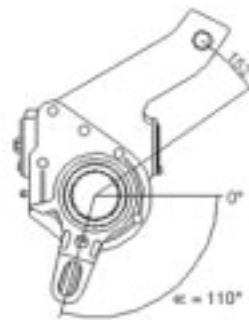


4W8140



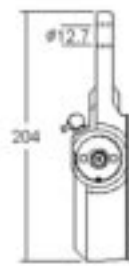
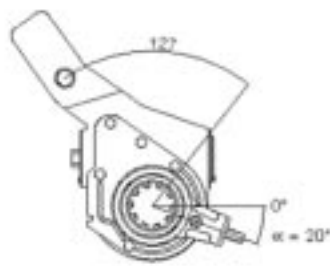
To Fit:
Drive
 Haldex Kit:
400-10156
 Haldex Unit:
40910648
 Spline Type:
28 ANSI B92.1
 Control Arm:
Type 101
 Supplied with:
4W0830

4W8145



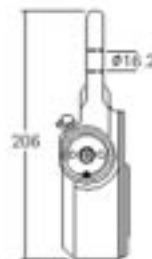
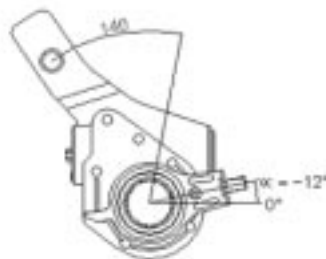
To Fit:
Trailer
 Haldex Kit:
400-10307
 Haldex Unit:
40910657
 Spline Type:
37 ANSI B92.1
 Control Arm:
Type 103
 Supplied with:
4W0805

4W8150



To Fit:
Trailer
 Haldex Kit:
N/A
 Haldex Unit:
40910129
 Spline Type:
10 SAE 1-1/2" - 10c
 Control Arm:
Type 105
 Supplied with:
4W0835

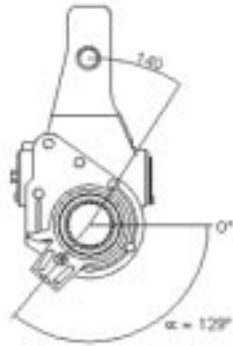
4W8155



To Fit:
Drive
 Haldex Kit:
400-10154
 Haldex Unit:
40910650
 Spline Type:
28 ANSI B92.1
 Control Arm:
Type 101
 Supplied with:
4W0800

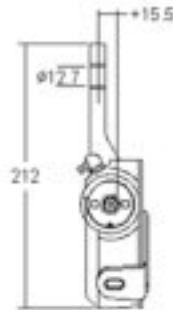
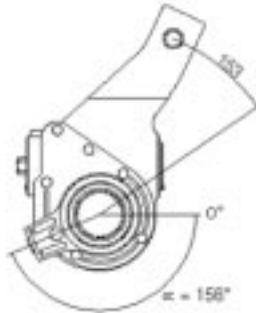
North American Type ASA

4W8160



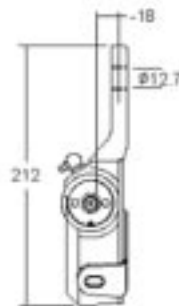
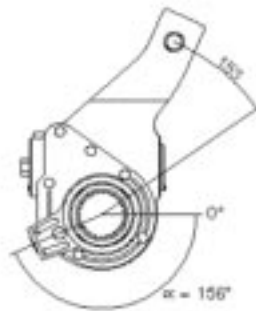
To Fit:
Steer
 Haldex Kit:
400-10081
 Haldex Unit:
409-10228
 Spline Type:
28 ANSI B92.1
 Control Arm:
Type 104
 Supplied with:
4W0855

4W8165



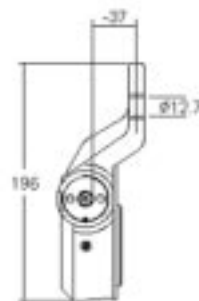
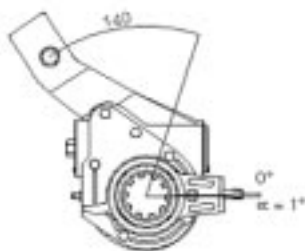
To Fit:
Steer
 Haldex Kit:
400-10068
 Haldex Unit:
409-10638
 Spline Type:
28 ANSI B92.1
 Control Arm:
Type 107
 Supplied with:
4W0860

4W8170



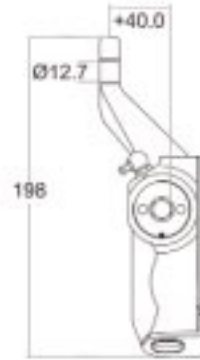
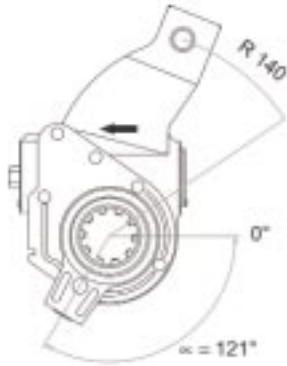
To Fit:
Steer
 Haldex Kit:
400-10069
 Haldex Unit:
409-10639
 Spline Type:
28 ANSI B92.1
 Control Arm:
Type 107
 Supplied with:
4W0861

4W8175



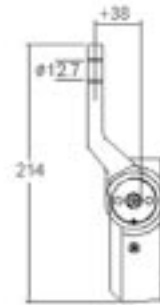
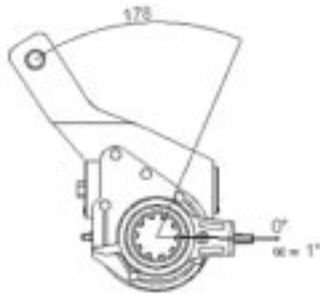
To Fit:
 Haldex Kit:
N/A
 Haldex Unit:
409-10590
 Spline Type:
10 SAE 1-1/2" - 10c
 Control Arm:
Type 106
 Supplied with:
4W0862

4W8180



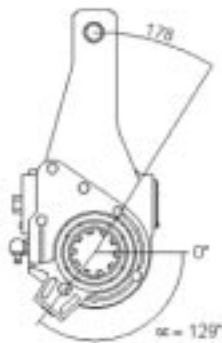
To Fit:
Steer
 Haldex Kit:
400-10031
 Haldex Unit:
409-10299
 Spline Type:
10 SAE 1-1/2" - 10c
 Control Arm:
Type 107
 Supplied with:
4W0820

4W8500



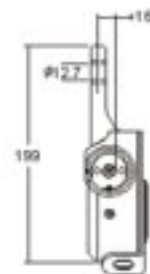
To Fit:
Transit
 Haldex Kit:
300-10001
 Haldex Unit:
419-10743
 Spline Type:
10 SAE 1-1/2" - 10c
 Control Arm:
Type 106
 Supplied with:
4W0845

4W8505



To Fit:
Transit
 Haldex Kit:
300-10018
 Haldex Unit:
419-10608
 Spline Type:
10 SAE 1-1/2" - 10c
 Control Arm:
Type 104
 Supplied with:
4W0850

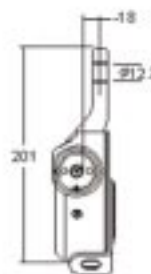
4W8510



To Fit:
Transit
 Haldex Kit:
300-10066
 Haldex Unit:
419-10849
 Spline Type:
28 ANSI B92.1
 Control Arm:
Type 104
 Supplied with:
4W0865

North American Type ASA

4W8515



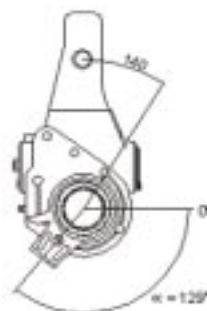
To Fit:
Transit
 Haldex Kit:
300-10067
 Haldex Unit:
419-10850
 Spline Type:
28 ANSI B92.1
 Control Arm:
Type 104
 Supplied with:
4W0865

4W8520



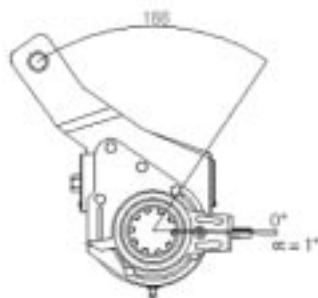
To Fit:
Transit
 Haldex Kit:
300-10068
 Haldex Unit:
419-10854
 Spline Type:
28 ANSI B92.1
 Control Arm:
Type 104
 Supplied with:
4W0865

4W8525



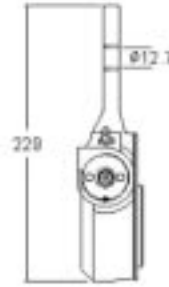
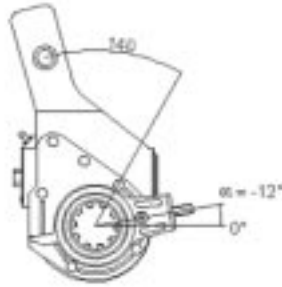
To Fit:
Transit
 Haldex Kit:
300-10052
 Haldex Unit:
419-10427
 Spline Type:
28 ANSI B92.1
 Control Arm:
Type 104
 Supplied with:
4W0865

4W8530



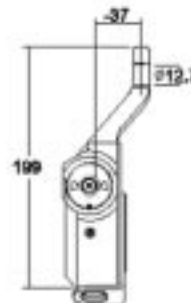
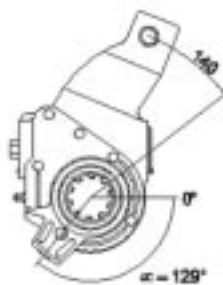
To Fit:
Transit
 Haldex Kit:
300-10118
 Haldex Unit:
419-10455
 Spline Type:
28 ANSI B92.1
 Control Arm:
Type 106
 Supplied with:
N/A

4W8535



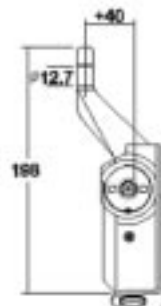
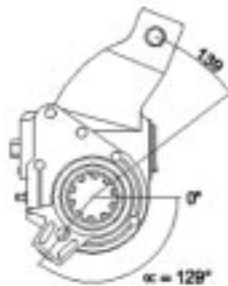
To Fit:
Transit
 Haldex Kit:
300-10011
 Haldex Unit:
419-10770
 Spline Type:
10 SAE 1-1/2" - 10c
 Control Arm:
Type 101
 Supplied with:
4W0825

4W8540



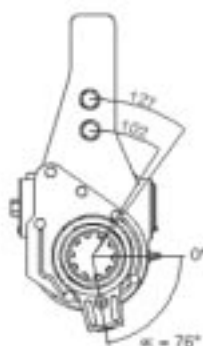
To Fit:
Transit
 Haldex Kit:
300-10007
 Haldex Unit:
419-10603
 Spline Type:
10 SAE 1-1/2" - 10c
 Control Arm:
Type 104
 Supplied with:
4W0820

4W8545



To Fit:
Transit
 Haldex Kit:
300-10008
 Haldex Unit:
419-10604
 Spline Type:
10 SAE 1-1/2" - 10c
 Control Arm:
Type 104
 Supplied with:
4W0820

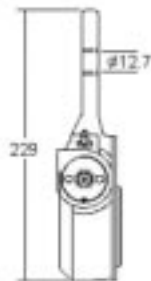
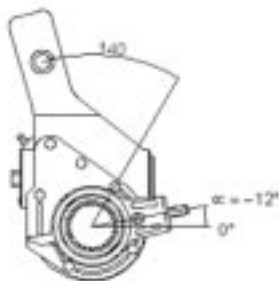
4W8550



To Fit:
Transit
 Haldex Kit:
300-10015
 Haldex Unit:
419-10042
 Spline Type:
10 SAE 1-1/2" - 10c
 Control Arm:
Type 107
 Supplied with:
4W0865

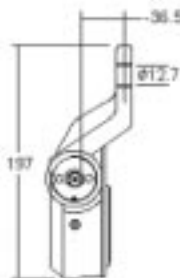
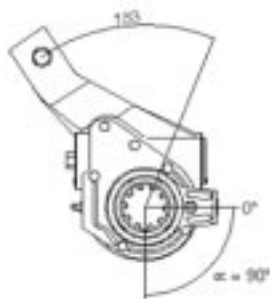
North American Type ASA

4W8555



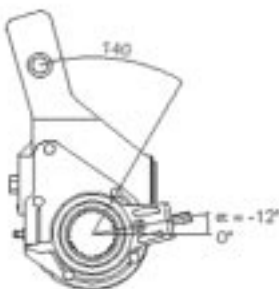
To Fit:
Transit
 Haldex Kit:
300-10016
 Haldex Unit:
419-10586
 Spline Type:
28 ANSI B92.1
 Control Arm:
Type 101
 Supplied with:
4W0825

4W8560



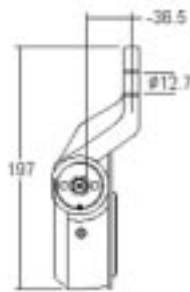
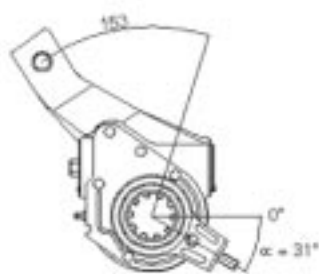
To Fit:
Transit
 Haldex Kit:
300-10035
 Haldex Unit:
419-10641
 Spline Type:
10 SAE 1-1/2" - 10c
 Control Arm:
Type 107
 Supplied with:
N/A

4W8565



To Fit:
Transit
 Haldex Kit:
300-10033
 Haldex Unit:
419-10636
 Spline Type:
28 ANSI B92.1
 Control Arm:
Type 101
 Supplied with:
4W0825

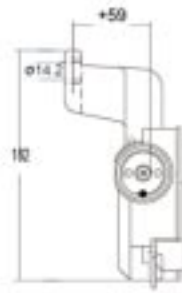
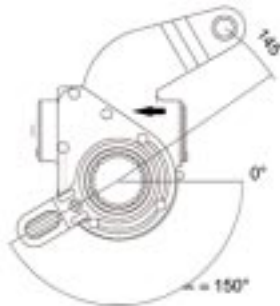
4W8570



To Fit:
Transit
 Haldex Kit:
300-10044
 Haldex Unit:
419-10790
 Spline Type:
10 SAE 1-1/2" - 10c
 Control Arm:
Type 108
 Supplied with:
4W0875

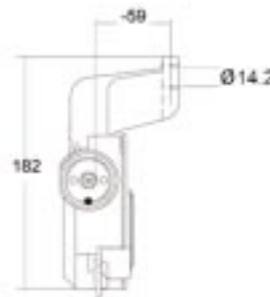
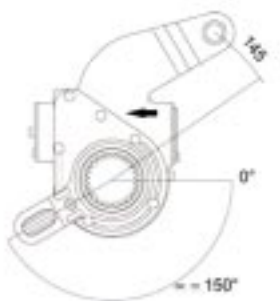


4W8575



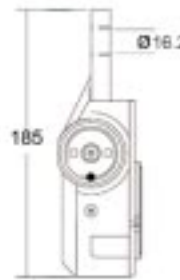
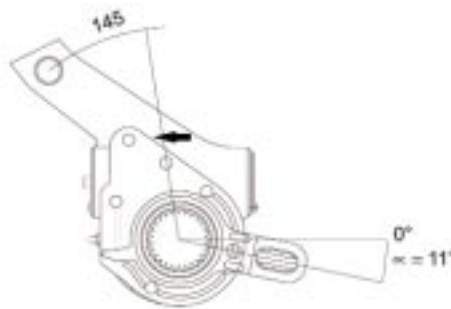
To Fit:
Transit
 Haldex Kit:
300-10135
 Haldex Unit:
419-10822
 Spline Type:
25 JIS B1602-1961
 Control Arm:
Type 109
 Supplied with:
N/A

4W8580



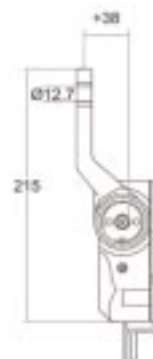
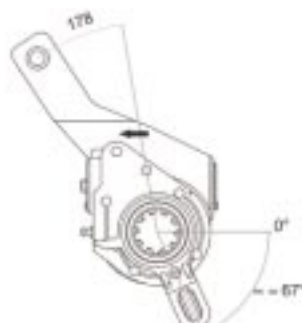
To Fit:
Transit
 Haldex Kit:
300-10136
 Haldex Unit:
419-10823
 Spline Type:
25 1.5 Module JIS B1602-1961
 Control Arm:
Type 109
 Supplied with:
N/A

4W8585



To Fit:
Transit
 Haldex Kit:
300-10137
 Haldex Unit:
419-10824
 Spline Type:
25 1.5 Module JIS B1602-1961
 Control Arm:
Type 110
 Supplied with:
N/A

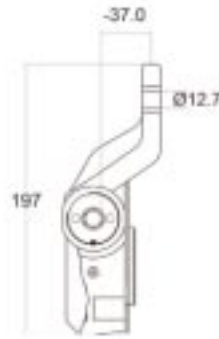
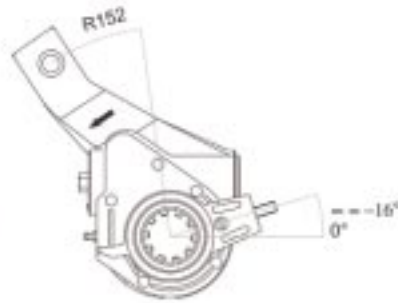
4W8590



To Fit:
Transit
 Haldex Kit:
300-10145
 Haldex Unit:
419-10836
 Spline Type:
10 SAE 1-1/2" - 10c
 Control Arm:
Type 102
 Supplied with:
N/A

North American Type ASA

4W8595



To Fit:

Transit

Haldex Kit:

300-10175

Haldex Unit:

419-10973

Spline Type:

10 SAE 1-1/2" - 10c

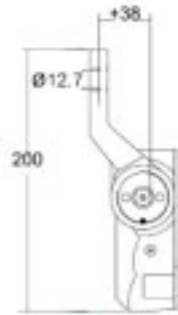
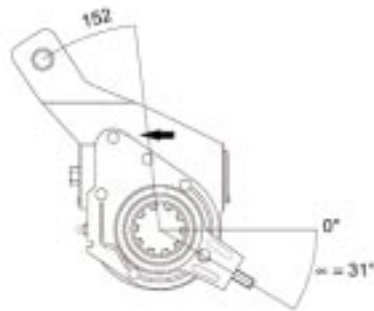
Control Arm:

Type 111

Supplied with:

4W0897

4W8600



To Fit:

Transit

Haldex Kit:

300-10043

Haldex Unit:

419-10789

Spline Type:

10 SAE 1-1/2" - 10c

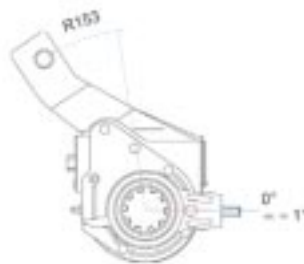
Control Arm:

Type 108

Supplied with:

4W0875

4W8605



To Fit:

Transit

Haldex Kit:

300-10026

Haldex Unit:

419-10276

Spline Type:

10 SAE 1-1/2" - 10c

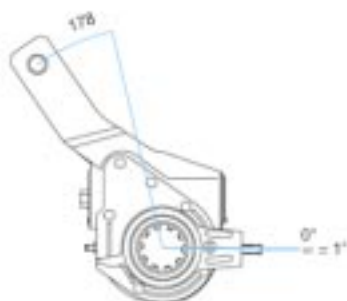
Control Arm:

Type 106

Supplied with:

N/A

4W8610



To Fit:

Transit

Haldex Kit:

300-10004

Haldex Unit:

419-10745

Spline Type:

10 SAE 1-1/2" - 10c

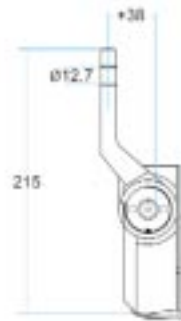
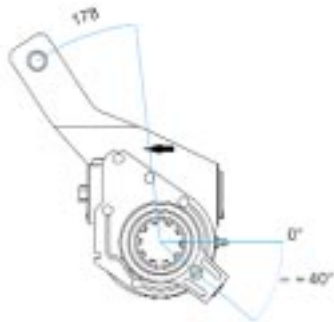
Control Arm:

Type 106

Supplied with:

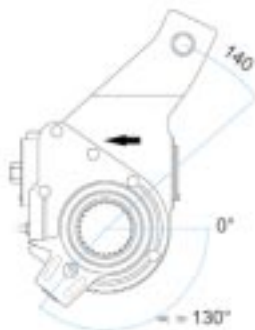
4W0899

4W8615



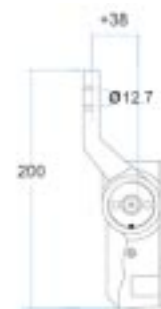
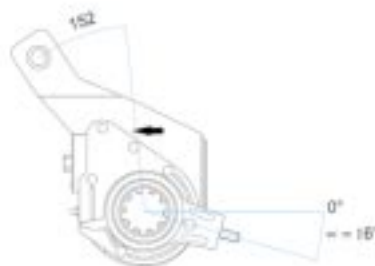
To Fit:
Transit
 Haldex Kit:
300-10020
 Haldex Unit:
419-10182
 Spline Type:
10 SAE 1-1/2" - 10c
 Control Arm:
Type 107
 Supplied with:
4W0850

4W8620



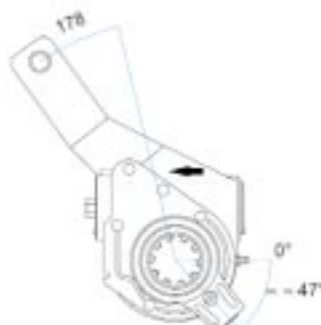
To Fit:
Transit
 Haldex Kit:
300-10041
 Haldex Unit:
419-10776
 Spline Type:
1-1/2" 28
 Control Arm:
Type 104
 Supplied with:
4W0896

4W8625



To Fit:
Transit
 Haldex Kit:
300-10174
 Haldex Unit:
419-10972
 Spline Type:
10 SAE 1-1/2" - 10c
 Control Arm:
Type 111
 Supplied with:
4W0897

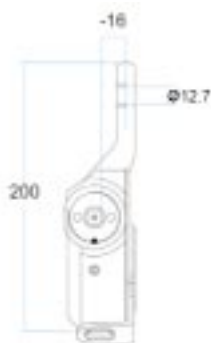
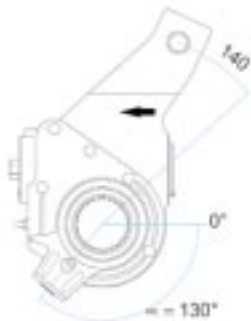
4W8630



To Fit:
Transit
 Haldex Kit:
300-10021
 Haldex Unit:
419-10183
 Spline Type:
10 SAE 1-1/2" - 10c
 Control Arm:
Type 107
 Supplied with:
4W0850

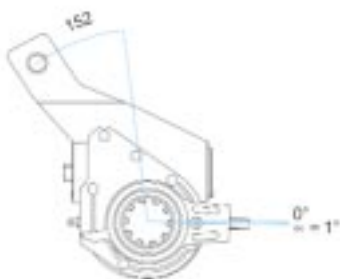
North American Type ASA

4W8635



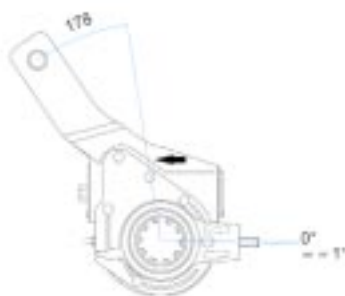
To Fit:
Transit
 Haldex Kit:
300-10042
 Haldex Unit:
419-10777
 Spline Type:
1-1/2" 28
 Control Arm:
Type 112
 Supplied with:
4W0896

4W8640



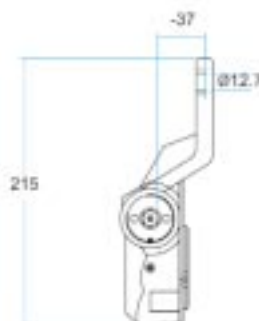
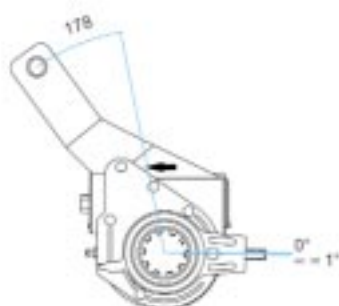
To Fit:
Transit
 Haldex Kit:
300-10025
 Haldex Unit:
419-10275
 Spline Type:
10 SAE 1-1/2" - 10c
 Control Arm:
Type 106
 Supplied with:
N/A

4W8645



To Fit:
Transit
 Haldex Kit:
300-10003
 Haldex Unit:
419-10745
 Spline Type:
10 SAE 1-1/2" - 10c
 Control Arm:
Type 106
 Supplied with:
4W0845

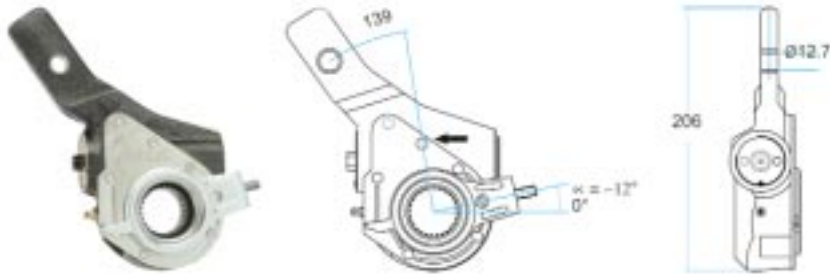
4W8650



To Fit:
Transit
 Haldex Kit:
300-10002
 Haldex Unit:
419-10744
 Spline Type:
10 SAE 1-1/2" - 10c
 Control Arm:
Type 106
 Supplied with:
4W0899

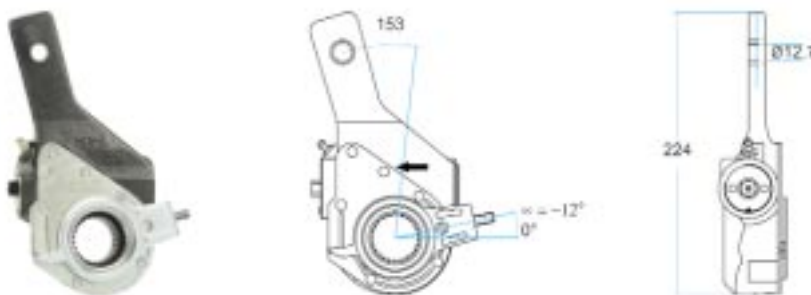


4W8655



To Fit:
Transit
 Haldex Kit:
300-10019
 Haldex Unit:
419-10104
 Spline Type:
1-1/2" 28
 Control Arm:
Type 101
 Supplied with:
4W0800

4W8660



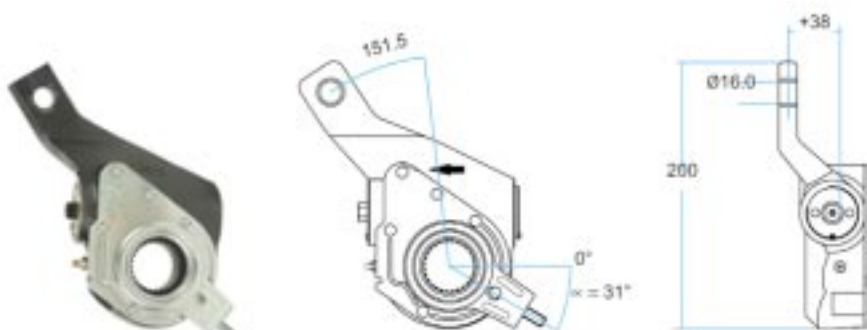
To Fit:
Transit
 Haldex Kit:
300-10060
 Haldex Unit:
419-10746
 Spline Type:
1-1/2" 28
 Control Arm:
Type 101
 Supplied with:
4W0825

4W8665



To Fit:
Transit
 Haldex Kit:
300-10134
 Haldex Unit:
419-10750
 Spline Type:
10 SAE 1-1/2" - 10c
 Control Arm:
Type 106
 Supplied with:
N/A

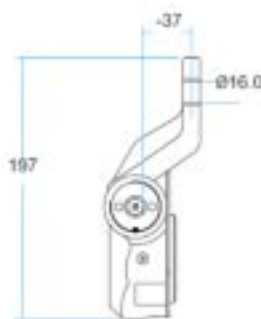
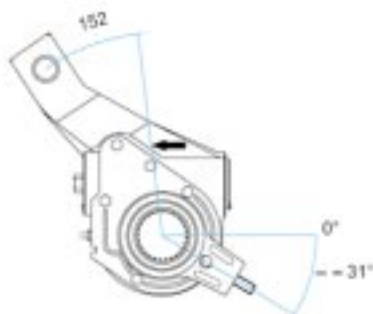
4W8670



To Fit:
Transit
 Haldex Kit:
300-10158
 Haldex Unit:
419-10880
 Spline Type:
1-1/2" 28
 Control Arm:
Type 108
 Supplied with:
4W0875

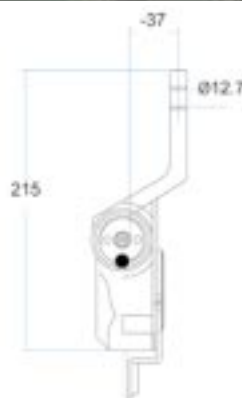
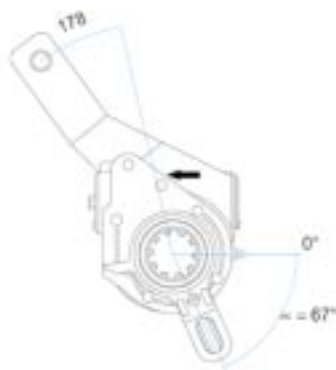
North American Type ASA

4W8675



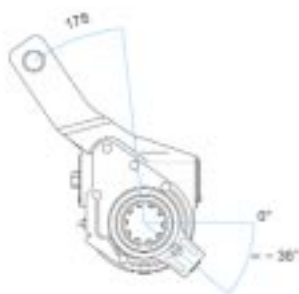
To Fit:
Transit
 Haldex Kit:
300-10159
 Haldex Unit:
419-10881
 Spline Type:
1-1/2" 28
 Control Arm:
Type 108
 Supplied with:
4W0875

4W8680



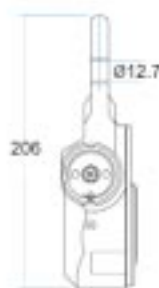
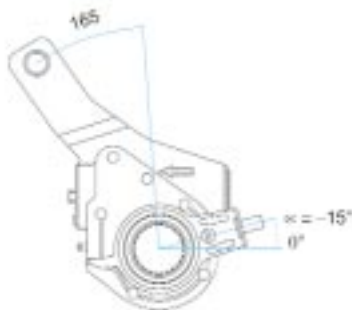
To Fit:
Transit
 Haldex Kit:
300-10146
 Haldex Unit:
419-10837
 Spline Type:
10 SAE 1-1/2" - 10c
 Control Arm:
Type 102
 Supplied with:
N/A

4W8685



To Fit:
Transit
 Haldex Kit:
300-10027
 Haldex Unit:
419-10340
 Spline Type:
10 SAE 1-1/2" - 10c
 Control Arm:
Type 107
 Supplied with:
4W0850

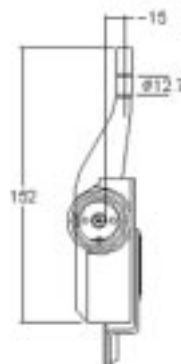
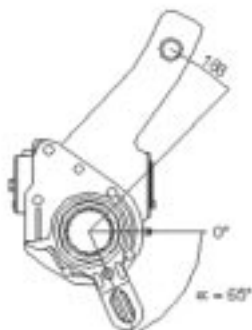
4W8690



To Fit:
Transit
 Haldex Kit:
300-10053
 Haldex Unit:
419-10818
 Spline Type:
1-1/2" 28
 Control Arm:
Type 101
 Supplied with:
4W0801

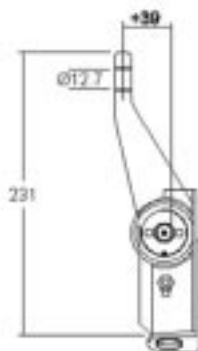
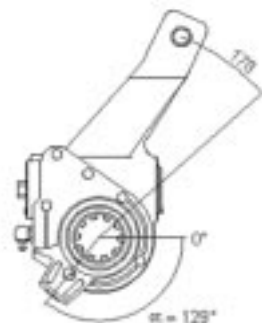


4W8800



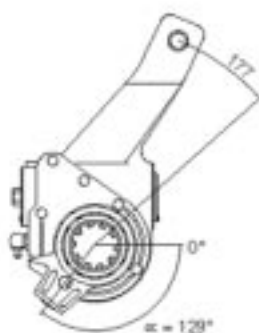
To Fit:
Severe Service
 Haldex Kit:
300-50002
 Haldex Unit:
419-50002
 Spline Type:
28 ANSI B92.1
 Control Arm:
Type 102
 Supplied with:
4W0810

4W8805



To Fit:
Severe Service
 Haldex Kit:
300-50009
 Haldex Unit:
419-50017
 Spline Type:
10 SAE 1-1/2" - 10c
 Control Arm:
Type 104
 Supplied with:
4W0865

4W8810



To Fit:
Severe Service
 Haldex Kit:
300-50010
 Haldex Unit:
419-50018
 Spline Type:
10 SAE 1-1/2" - 10c
 Control Arm:
Type 104
 Supplied with:
4W0865

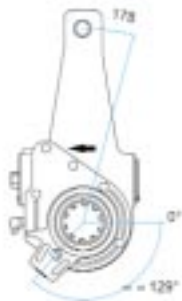
4W8815



To Fit:
Severe Service
 Haldex Kit:
300-50036
 Haldex Unit:
419-50019
 Spline Type:
10 SAE 1-1/2" - 10c
 Control Arm:
Type 103
 Supplied with:
4W0870

North American Type ASA

4W8820



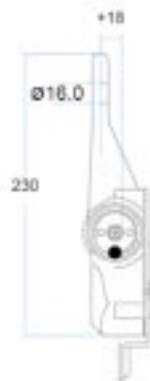
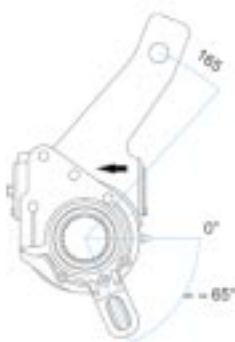
To Fit:
Severe Service
Haldex Kit:
300-50018
Haldex Unit:
419-50051
Spline Type:
10 SAE 1-1/2" - 10c
Control Arm:
Type 104
Supplied with:
4W0850

4W8825



To Fit:
Severe Service
Haldex Kit:
300-50037
Haldex Unit:
419-50020
Spline Type:
10 SAE 1-1/2" - 10c
Control Arm:
Type 103
Supplied with:
4W0870

4W8830



To Fit:
Severe Service
Haldex Kit:
300-50001
Haldex Unit:
419-50001
Spline Type:
1-1/2" 28
Control Arm:
Type 102
Supplied with:
4W0810

